LK3-B430E Mark II, B431E Mark II
LK3-B432E Mark II, B433E Mark II

パーツブック
PARTS BOOK
TEILEKATALOG
LIVRE DES PIECES
LIBRO DE REFERENCIA DE PIEZAS

Electronic Excellent Economical
E Series

usa bloco e outras peinhas diferentes.

本縫電子閂止ミシン
本縫電子ベルトループ付けミシン
本縫電子鳩目穴閂止ミシン
本縫電子飾り閂止ミシン

ELECTRONIC LOCKSTITCH BAR TACKER
ELECTRONIC LOCKSTITCH BELT LOOP BAR TACKER
ELECTRONIC LOCKSTITCH EYELET BUTTONHOLE END BAR TACKER
ELECTRONIC LOCKSTITCH DECORATIVE PATTERN TACKER

ELEKTRONISCHE STEPPSTICHRIEGELMASCHINE
ELEKTRONISCHE GÜRTELSCHLAUFEN-RIEGELMASCHINE
ELEKTRONISCHE AUGENKNOPFLOCHENDE-RIEGELMASCHINE
ELEKTRONISCHE ZIERMUSTER-STEPPSTICHMASCHINE

MACHINE ELECTRONIQUE POINT D'ARRETS - POINT NOUE
MACHINE ELECTRONIQUE POINTS D'ARRETS - POINT NOUE POSE PASSANTS
MACHINE ELECTRONIQUE POINTS D'ARRETS - POINT NOUE POUR FINTTION BOUTONNIERES
MACHINE ELECTRONIQUE POINTS D'ARRETS DECORATIFS - POINT NOUE

PRESILLADORA ELECTRONICA
PRESILLADORA ELECTRONICA PARA PASADORES
PRESILLADORA ELECTRONICA PARA OJALES
PRESILLAS DECORATIVAS ELECTRONICA



EDIÇÃO
03

brother

47 pollo.

LVM - ORIGINAL 47 pollo.

本縫電子閂止ミシン
Electronic Lock Stitch Bar Tacker

1：被　　服 Ordinary materials
5：被　　服 Ordinary materials
2：デ ニ ム Denim
7：メリヤス Knitted materials

本縫電子ベルトループ付けミシン
Electronic Lock Stitch Belt Loop Bar Tacker

2：閂止長さ 6～14mm /
Bar tacking length 6-14mm
3：閂止長さ 14～25mm /
Bar tacking length14-25mm

本縫電子鳩目穴閂止ミシン
Electronic Lock Stitch Eyelet Buttonhole End Bar Tacker

本縫電子飾り閂止ミシン
Electronic Lock Stitch Decorative Pattern Tacker

1：被　　服 Ordinary materials
2：デ ニ ム Denim
7：メリヤス Knitted materials

パーツブックご利用に際して

1. この本は、2000年3月のデータに基づいて作成されたものです。
2. 部品は予告なしに設計変更される場合があります。
3. 組単位で補給する部品は、[-----]破線で示しております。
4. 部品コード欄が※となっている場合は、仕様別部品一覧表、ゲージ部品一覧表(72~81ページ)でお調べ下さい。

目　次

A. M. Coleffi Peças Para Maquinas de Costura Ltda. - ME

A. 主体関係 1
B. 上軸・針棒関係 3
C1. 送り関係 5
C2. 送り関係 (B430E MarkII) 9
C3. 送り関係 (B431E MarkII) 11
C4. 送り関係 (B432E MarkII) 13
C5. 送り関係 (B433E MarkII) 17
D1. 押エ上ゲ関係 19
D2. 押エ上ゲ関係 (B432E MarkII) ... 21
E. 下軸関係 23
F. 給油潤滑関係 25
G. 糸通シ関係 27
H. 糸巻関係 29
J. 糸切リ関係 31
K. 糸払イ関係 35
L. 糸取リ関係 35
M. 糸締メ関係 37
N. 針位置検出器関係 39
P. プリント基板関係 39
Q1. コントロールボックス関係 41
Q2. コントロールボックス関係 45
R. 電装品関係 49
S. 操作パネル関係 53
T. 動力台関係 53
U1. 踏板関係 (香港向以外) 55
U2. 踏板関係 (香港向) 57
U3. 踏板関係 (オプション部品) 59
V1. 付属装置関係 (オプション部品) .. 61
V2. 付属装置関係 (オプション部品) .. 63
Z1. 付属品関係 65
Z2. 付属品関係 69
Sp1. 仕様別部品一覧表 (B430E MarkII) 72
Sp2. 仕様別部品一覧表 (B431E MarkII ,B432E MarkII) . 74
Sp3. 仕様別部品一覧表 (B433E MarkII) 76
Ga1. ゲージ部品一覧表 (B430E MarkII) 78
Ga2. ゲージ部品一覧表 (B433E MarkII) 80
Ga3. ゲージ部品一覧表 81
Wa. 警告ラベル 82
索　引 83

A. M. Coleffi Peças Para Maquinas de Costura Ltda. - ME

Notes for using this parts book

1. This book was prepared based on information available in March 2000.
2. Parts are subject to changes in design without prior notice.
3. Parts supplied as complete assemblies are circled by a dotted line [- - - - -].
4. If the symbol ※ is found in the "Parts No." column, refer to the Different parts list, gauge parts list on page 72~81.

CONTENTS

A. Machine body 1
B. Upper shaft and needle bar mechanism 3
C1. Feed mechanism 5
C2. Feed mechanism (B430E Mark II) 9
C3. Feed mechanism (B431E Mark II) 11
C4. Feed mechanism (B432E Mark II) 13
C5. Feed mechanism (B433E Mark II) 17
D1. Work clamp lifter mechanism 19
D2. Work clamp lifter mechanism (B432E Mark II) 21
E. Lower shaft mechanism 23
F. Lubrication 25
G. Threading mechanism 27
H. Bobbin winder mechanism 29
J. Thread trimmer mechanism 31
K. Thread wiper mechanism 35
L. Thread take-up mechanism 35
M. Thread nipper mechanism 37
N. Synchronizer 39
P. Printed circuit board mechanism 39
Q1. Control box mechanism 41
Q2. Control box mechanism 45
R. Power supply equipment mechanism ... 49
S. Operation panel mechanism 53
T. Power table 53
U1. Foot switch pedal mechanism (Except for Hong Kong) 55
U2. Foot switch pedal mechanism (For Hong Kong) 57
U3. Foot switch pedal mechanism (Option parts) 59
V1. Attachment set (Option parts) 61
V2. Attachment set (Option parts) 63
Z1. Accessories 65
Z2. Accessories 69
Sp1. DIFFERENT PARTS LIST (B430E Mark II) . 72
Sp2. DIFFERENT PARTS LIST (B431E Mark II ,B432E Mark II) 74
Sp3. DIFFERENT PARTS LIST (B433E Mark II) . 76
Ga1. Gauge parts List (B430E Mark II) 78
Ga2. Gauge parts List (B433E Mark II) 80
Ga3. Gauge parts List 81
Wa. Warning labels 82
Index 83

Hinweise zur Verwendung dieser Teileliste

1. Dieses Buch basiert auf den Informationen vom März 2000.
2. Modelländerungen sind vorbehalten.
3. Die Teile, die als kompletter Satz geliefert werden, sind mit einer [- - - -] gestrichelten Linie umrandet.
4. Dieses Zeichen ※ in der Spalte "Parts No. (Teil-nummer)" verweist auf die Zubehörliste, Lehrenliste auf Seite 72~81.

INHALTSVERZEICHNIS

A. Maschinengehäuse 1
B. Obere Welle und Nadelstangenvorrichtung 3
C1. Transportvorrichtung 5
C2. Transportvorrichtung (B430E Mark II) .. 9
C3. Transportvorrichtung (B431E Mark II) .. 11
C4. Transportvorrichtung (B432E Mark II) .. 13
C5. Transportvorrichtung (B433E Mark II) .. 17
D1. Stoffhalterheber 19
D2. Stoffhalterheber (B432E Mark II) 21
E. Untere Welle 23
F. Schmierung 25
G. Fadenführungsvorrichtung 27
H. Spuler 29
J. Fadenabschneidevorrichtung 31
K. Fadenwischvorrichtung 35
L. Fadenabnahmevorrichtung 35
M. Fadenspannvorrichtung 37
N. Synchronisator 39
P. Leiterplatten 39
Q1. Schaltkasten 41
Q2. Schaltkasten 45
R. Stromversorgung 49
S. Schaltkasten 53
T. Motorgestell 53
U1. Fußbetätigung 55
U2. Fußbetätigung 57
U3. Fußbetätigung (Sonderzubehör) 59
V1. Anbausatz (Sonderzubehör) 61
V2. Anbausatz (Sonderzubehör) 63
Z1. Zubehör 65
Z2. Zubehör 69
Sp1. ZUBEHÖRLISTE (B430E Mark II) 72
Sp2. ZUBEHÖRLISTE (B431E Mark II ,B432E Mark II) 74
Sp3. ZUBEHÖRLISTE (B433E Mark II) 76
Ga1. Lehrenliste (B430E Mark II) 78
Ga2. Lehrenliste (B433E Mark II) 80
Ga3. Lehrenliste 81
Wa. Warnschilder 82
Verzerzeichnis 83

Notes sur l'utilisation de ce manuel de pièces détachées

1. Ce manuel a été fait d'après les renseignements valables au mois de Mars 2000.
2. Les pièces peuvent être sujettes à des modifications sans préavis.
3. Les pièces fournies en tant qu'assemblages complets sont encadrées avec un trait pointillé [- - - - -].
4. Si le symbole ※ se trouve dans la colonne "Parts No. (N° de pièce)" veuillez la vous référer à la liste des pieces accessoires, liste des Pièces decartment annexe page 72~81.

TABLE DES MATIERES

A. Corps de la machine 1
B. Mécanisme de arbre supérieur et barra à aiguille 3
C1. Mécanisme de l'entraînement 5
C2. Mécanisme de l'entraînement (B430E Mark II) 9
C3. Mécanisme de l'entraînement (B431E Mark II) 11
C4. Mécanisme de l'entraînement (B432E Mark II) 13
C5. Mécanisme de l'entraînement (B433E Mark II) 17
D1. Releveur de pinceur 19
D2. Releveur de pinceur (B432E Mark II) ... 21
E. Mécanisme de l'arbre inférieur 23
F. Lubrification 25
G. Mécanisme de l'enfilage 27
H. Mécanisme du bobineur 29
J. Mécanisme de coupe-fil 31
K. Mécanisme de tire-fil 35
L. Releveur de fil 35
M. Mécanisme de pince-fil 37
N. Synchronisateur 39
P. Circuits imprimés 39
Q1. Mécanisme du boîtier de contrôle 41
Q2. Mécanisme du boîtier de contrôle 45
R. Mécanisme de l'equipment en alimentation électrique 49
S. Mécanisme du boîtier de contrôle 53
T. Mécanisme du plateau de la machine .. 53
U1. Mécanisme de la pédale 55
U2. Mécanisme de la pédale 57
U3. Mécanisme de la pédale (Pièces en option) 59
V1. Jeu d'accessoires (Pièces en option) 61
V2. Jeu d'accessoires (Pièces en option) 63
Z1. Accessoires 65
Z2. Accessoires 69
Sp1. LISTE DES PIECES ACCESSOIRES (B430E Mark II) 72
Sp2. LISTE DES PIECES ACCESSOIRES (B431E Mark II ,B432E Mark II) 74
Sp3. LISTE DES PIECES ACCESSOIRES (B433E Mark II) 76
Ga1. Liste des Pièces decartment (B430E Mark II) 78
Ga2. Liste des Pièces decartment (B433E Mark II) 80
Ga3. Liste des Pièces decartment 81
Wa. Etiquettes d'avertissement 82
Index 83

Notas para usar este Manual de Piezas

1. Este libro ha sido compilado basándose en los datos de que se disponía en marzo 2000.
2. Las piezas quedan sujetas a cambios de diseño sin aviso previo.
3. Las piezas suministradas como conjuntos completos se enmarcan con una línea punteada [ ].
4. De haber un símbolo ※ junto al "Parts No. (Número de Pieza)", habrá que mirar la Lista de piezas accesorias, lista d'ePiezas de calibradores de la página 72~81.

INDICE

A. Cuerpo de la máquina 1
B. Mecanismo del eje superior y la barra de aguaja 3
C1. Mecanismo de la alimentación 5
C2. Mecanismo de la alimentación (B430E Mark II) 9
C3. Mecanismo de la alimentación (B431E Mark II) 11
C4. Mecanismo de la alimentación (B432E Mark II) 13
C5. Mecanismo de la alimentación (B433E Mark II) 17
D1. Mecanismo del levantador del prensor . 19
D2. Mecanismo del levantador del prensor (B432E Mark II) 21
E. Mecanismo del eje inferior 23
F. Lubricación 25
G. Mecanismo del enhebrado 27
H. Mecanismo del devanador de la canilla . 29
J. Mecanismo de la cortadura de hiros 31
K. Mecanismo del limpiador de hilo 35
L. Mecanismo de tirahilos 35
M. Mecanismo de la mordaza para hilo 37
N. Sincronizador 39
P. Tableros de circuitos impresos 39
Q1. Mecanismo de la caja de controles 41
Q2. Mecanismo de la caja de controles 45
R. Mecanismo del equipo de alimentación de corriente 49
S. Mecanismo del caja de controles 53
T. Mecanismo de la mesa de la máquina .. 53
U1. Mecanismo del pedal 55
U2. Mecanismo del pedal 57
U3. Mecanismo del pedal (Piezas opcionales) 59
V1. Juego de fijación (Piezas opcionales) ... 61
V2. Juego de fijación (Piezas opcionales) ... 63
Z1. Accesorios 65
Z2. Accesorios 69
Sp1. LISTA DE PIEZAS ACCESORIAS (B430E Mark II) 72
Sp2. LISTA DE PIEZAS ACCESORIAS (B431E Mark II ,B432E Mark II) 74
Sp3. LISTA DE PIEZAS ACCESORIAS (B433E Mark II) 76
Ga1. Lista d'ePiezas de calibradores (B430E Mark II) 78
Ga2. Lista d'ePiezas de calibradores (B433E Mark II) 80
Ga3. Lista d'ePiezas de calibradores 81
Wa. Etiquetas de advertencia 82
Indice 83

A . 主体関係 / Machine body / Maschinengehäuse / Corps de la machine / Cuerpo de la máquina

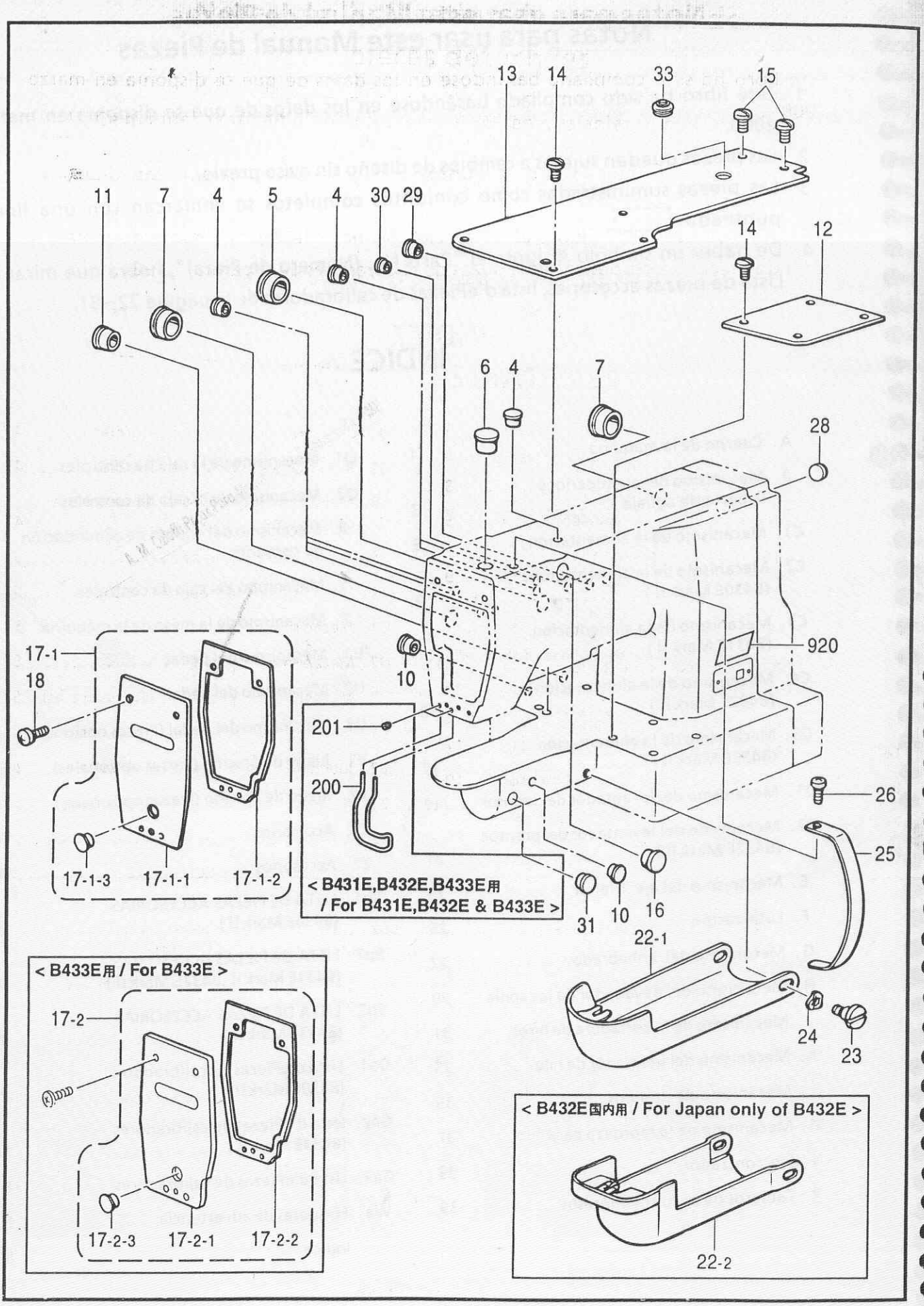

118-V30-050

REF.NO.	CODE	Q'TY	ヒンメイ	NAME OF PARTS	RM
4	104450109	6	ゴムセン8	RUBBER CAP, 8	
5	140392009	1	オイルフタ	OIL CAP	
6	117934009	1	ゴムセン13.5	RUBBER CAP, 13.5	
7	140392009	2	オイルフタ	OIL CAP	
10	104450109	2	ゴムセン8	RUBBER CAP, 8	
11	104449009	1	ゴムセン15.5	RUBBER CAP, 15.5	
12	S37915009	1	ベツドカバーR	BED COVER, R	
13	S37916109	1	ベツトカバーL	BED COVER, L	
14	106629002	8	シメネジ4.37	SCREW, SM4.37	
15	107093002	2	シメネジ4.37	SCREW, SM4.37	
16	S23337009	1	ゴムセン18.5	RUBBER CAP, 18.5	
			<B430E,B431E,B432E用>	<For B430E, B431E & B432E>	
17-1	S49960009	1	メンイタクミ	FACE PLATE ASSY	
17-1-1	S49961009	1	メンイタ	FACE PLATE	
17-1-2	S49962000	1	メンイタパツキン	PACKING	
17-1-3	117934009	1	ゴムセン13.5	RUBBER CAP, 13.5	
			<B433E用>	<For B433E>	
17-2	S51457009	1	メンイタ433Eクミ	FACE PLATE ASSY, ;433E	
17-2-1	S51458009	1	メンイタ433E	FACE PLATE, ;433E	
17-2-2	S49962000	1	メンイタパツキン	PACKING	
17-2-3	117934009	1	ゴムセン13.5	RUBBER CAP, 13.5	
18	060670812	3	バインド3S7-40X8	SCREW, BIND SM3.57-40X8	
			<B430E,B431E,B433E, B432E輸出用>	<For B430E,B431E,B433E & Export of B432E>	
22-1	152842059	1	オオカマカバークミ	SHUTTLE RACE COVER ASSY	
			<B432E国内用>	<For Japan only of B432E>	
22-2	S49681009	1	オオカマカバークミC	SHUTTLE RACE COVER ASSY, C	
23	145480101	2	ダンネジ6.35	SHOULDER SCREW, SM6.35	
24	109239002	2	ナミバネザガネ	WASHER, WAVE SPRING	
25	S37920009	1	テンビンカバー	THREAD TAKE-UP COVER	
26	062680612	1	ナベコ4.37-40X6	SCREW, PAN SM4.37-40X6	
28	S20164009	1	ゴムセン13	RUBBER CAP, 13	
29	150592009	2	ゴムセン16	RUBBER CAP, 16	
30	104821009	1	ゴムセン10.5	RUBBER CAP, 10.5	
31	S44010009	1	ゴムセン11.5	RUBBER CAP, 11.5	
33	S42227009	1	グロメツトMG-3	RUBBER CAP, MG-3	
			<B431E,B432E,B433E用>	<For B431E,B432E & B433E>	
200	S49999101	1	フインガーガード	FINGER GUARD	
201	011679312	2	トメネジ3.57ヒラ	SET SCREW, (FT) SM3.57	
920	S44629001	1	Eマーク	LABEL, E	

B . 上軸・針棒関係 / Upper shaft and needle bar mechanism / Obere Welle und Nadelstangenvorrichtung / Mécanisme de arbre supérieur et barra à aiguille / Mecanismo del eje superior y la barra de aguaja

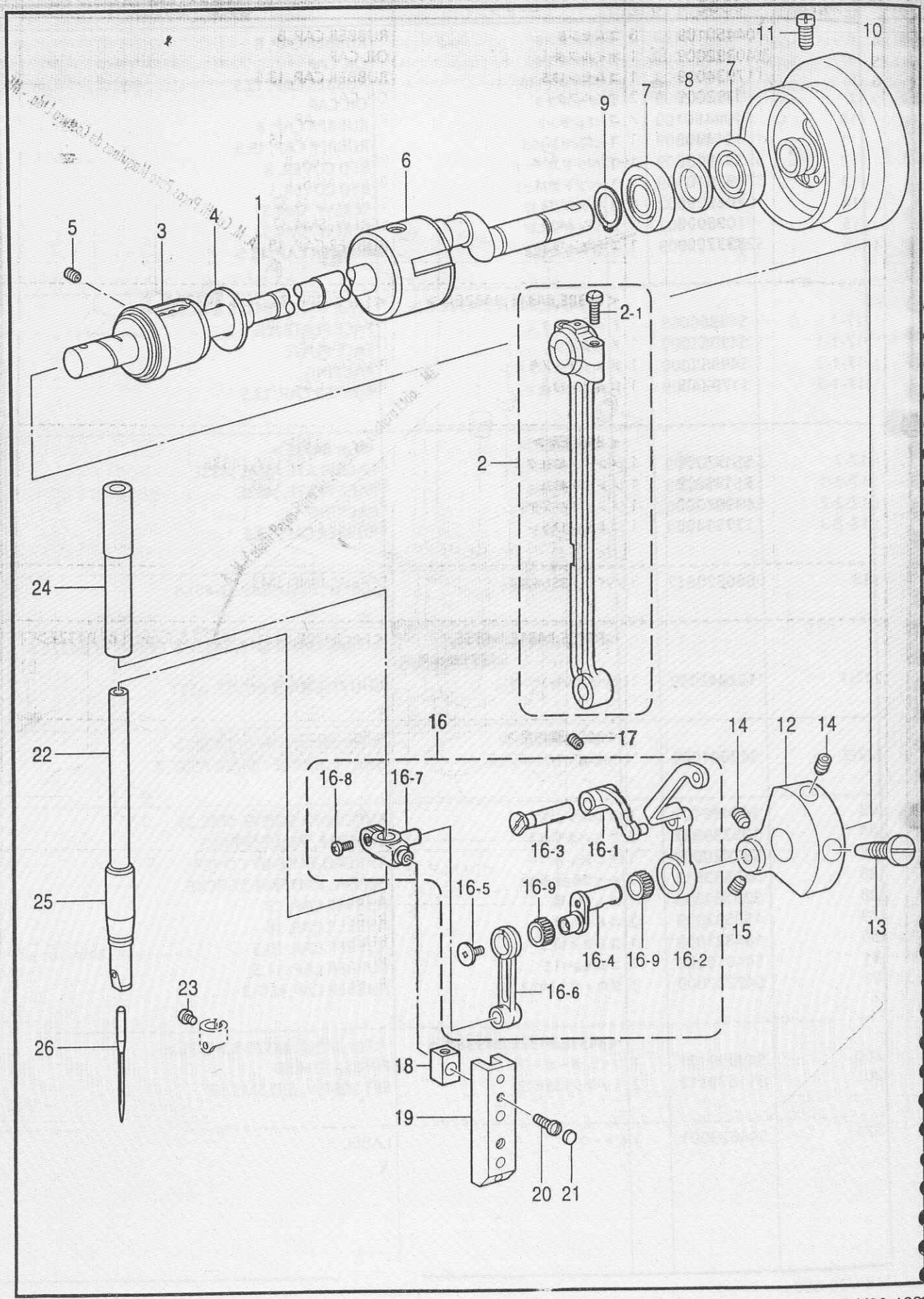

118-V30-123

B. 上軸・針棒関係 / Upper shaft and needle bar mechanism / Obere Welle und Nadelstangenvorrichtung / Mécanisme de arbre supérieur et barra à aiguille / Mecanismo del eje superior y la barra de aguaja

REF.NO.	CODE	Q'TY	ヒンメイ	NAME OF PARTS	RM
1	S49688001	1	ウワジク	UPPER SHAFT	
2	S45147101	1	クランクロッドクミ	CRANK ROD ASSY	
2-1	144712001	2	シメネジ4.76	SCREW, SM4.76	
3	S49582001	1	ウワジクメタルF	BUSH, F ;U-SHAFT	
4	S49583001	1	スラストザガネ	WASHER, THRUST	
5	014780622	1	アナトメネジ6.35クボミ	SET SCREW, SOCKET (CP) SM6.35	
6	140726000	1	ウワジクメタルM	BUSH, M ;U-SHAFT	
7	072630260	2	ベアリング6302VV	BALL BEARING, 6302VV	
8	116920001	1	オクリジクスラストリング	RING, THRUST	
9	048150142	1	トメワジクヨウC15	RETAINING RING, EXTERNAL C15	
10	S49686001	1	プーリCクミ	PULLEY ASSY, C	
11	S33689002	2	アタマトメクボミ595-14	SET SCREW, (CP) SM5.95-28X14	
12	S49584000	1	ツリアイクランクD	THREAD TAKE-UP CRANK, D	
13	100250001	1	シメネジ7.14	SCREW, SM7.14	
14	014770622	2	アナトメネジ6.35クボミ	SET SCREW, SOCKET (CP) SM6.35	
15	123006001	1	トメネジ6.35クボミ	SET SCREW, (CP) SM6.35	
16	S49585001	1	ハリボウレンカンクミ	THREAD TAKE-UP LEVER ASSY	
16-1	S49587001	1	テンビンササエ	THREAD TAKE-UP SUPPORT	
16-2	S49588001	1	テンビンドウ	THREAD TAKE-UP LEVER	
16-3	S47091001	1	テンビンササエジク	SUPPORT SHAFT, ;T/TAKE-UP	
16-4	S49589001	1	ハリボウクランク	NEEDLE BAR CRANK	
16-5	145465001	1	シメネジ3.57L	SCREW, SM3.57 L	
16-6	S49689001	1	ハリボウレンカン	CONNECTING ROD, ;N-BAR	
16-7	S37926101	1	ハリボウダキ	NEEDLE BAR CLAMP	
16-8	062680812	1	ナベコ437-40X8	SCREW, PAN SM4.37-40X8	
16-9	147777000	2	ニードルベアリング	NEEDLE BEARING	
17	014780622	1	アナトメネジ6.35クボミ	SET SCREW, SOCKET (CP) SM6.35	
18	102630001	1	ハリボウアンナイカクコマ	SLIDE BLOCK, ;N-BAR GUIDE	
19	S49593000	1	ハリボウアンナイ	NEEDLE BAR GUIDE	
20	100242003	2	シメネジ3.57	SCREW, SM3.57-40X5	
21	155578000	2	ゴムセン7.2	RUBBER CAP, 7.2	
22	152240101	1	ハリボウA	NEEDLE BAR, A	
23	144458001	1	アタマツキトメネジ3.57	SET SCREW, SM3.57-40X4.5	
24	152242001	1	ハリボウメタルU	BUSH, U ;N-BAR	
25	152243001	1	ハリボウメタルD	BUSH, D ;N-BAR	
26	※	1	ミシンハリ	NEEDLE	

C1 . 送り関係 / Feed mechanism / Transportvorrichtung / Mécanisme de l´éntaînement / Mecanismo de la alimentación

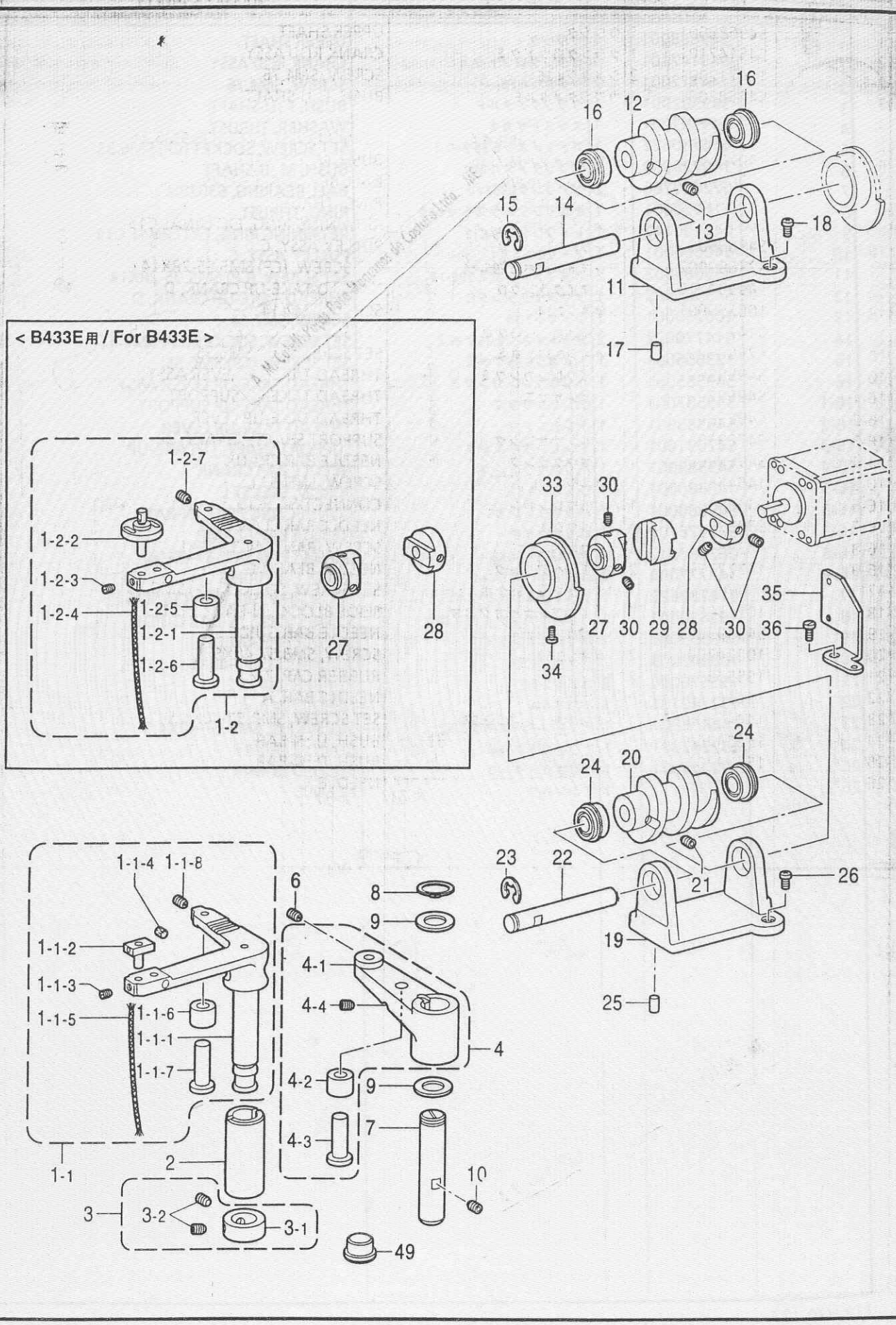

118-V30-202

C1. 送り関係 / Feed mechanism / Transportvorrichtung / Mécanisme de l'entraînement / Mecanismo de la alimentación

REF.NO.	CODE	Q'TY	ヒンメイ	NAME OF PARTS	RM
			＜B430E,B431E,B432E用＞	＜For B430E,B431E & B432E＞	
1-1	S37930101	1	Xオクリレバークミ	X-FEED LEVER ASSY	
1-1-1	S37931001	1	Xオクリレバー	X-FEED LEVER	
1-1-2	153041001	1	ヨコオクリカクゴマクミ	SLIDE BLOCK ASSY, ;T-LENGTH	
1-1-3	151602002	1	トメネジ4.37	SET SCREW, SM4.37-40X6	
1-1-4	153924001	1	フエルト	FELT	
1-1-5	108802001	1	クミヒモ4X4	WICK, 4X4 L = 250	
1-1-6	S37932101	1	オクリカムコロ	FEED CAM ROLLER	
1-1-7	S37933001	1	コロジク	ROLLER SHAFT	
1-1-8	014760622	1	アナトメネジ5.95	SET SCREW, SOCKET SM5.95	
			＜B433E用＞	＜For B433E＞	
1-2	S53113001	1	Xオクリレバー433クミ	X-FEED LEVER ASSY, ;433	
1-2-1	S37931001	1	Xオクリレバー	X-FEED LEVER	
1-2-2	S53114001	1	オクリダイアンナイジククミ	GUIDE SHAFT ASSY, ;F-BRACK[illegible]	
1-2-3	151602002	1	トメネジ4.37	SET SCREW, SM4.37-40X6	
1-2-4	108802001	1	クミヒモ4X4	WICK, 4X4 L = 250	
1-2-5	S37932101	1	オクリカムコロ	FEED CAM ROLLER	
1-2-6	S37933001	1	コロジク	ROLLER SHAFT	
1-2-7	014760622	1	アナトメネジ5.95	SET SCREW, SOCKET SM5.95	
2	S37934001	1	Xオクリレバーメタル	BUSH, ;X-FEED LEVER	
3	183493001	1	オクリジクセットカラークミ	SET SCREW COLLAR ASSY	
3-1	S09212001	1	セットカラー	SET SCREW COLLAR	
3-2	101706001	2	トメネジ6.35	SET SCREW, SM6.35-40X5.5	
4	S37935101	1	Yオクリレバークミ	Y-FEED LEVER ASSY	
4-1	S37936101	1	Yオクリレバー	Y-FEED LEVER	
4-2	S37932101	1	オクリカムコロ	FEED CAM ROLLER	
4-3	S37933001	1	コロジク	ROLLER SHAFT	
4-4	014760622	1	アナトメネジ5.95	SET SCREW, SOCKET SM5.95	
6	014760622	1	アナトメネジ5.95	SET SCREW, SOCKET SM5.95	
7	152760051	1	タテオクリレバージク	VERTICAL FEEDING LEVER SHAFT	
8	048180142	1	トメワジクヨウC18	RETAINING RING, EXTERNAL C18	
9	152756001	2	スラストザガネ18	WASHER, THRUST 18	
10	014760622	1	アナトメネジ5.95	SET SCREW, SOCKET SM5.95	
11	S37937001	1	オクリカムブラケット	FEED CAM BRACKET	
12	S37938001	1	オクリカムX	FEED CAM, X	
13	014760622	2	アナトメネジ5.95	SET SCREW, SOCKET SM5.95	
14	S37939001	1	カムジク	CAM SHAFT	
15	048060342	1	トメワE6	RETAINING RING, E6	
16	070688850	2	タマジクウケ688ZZNR	BALL BEARING, 688ZZNR	
17	S37940001	2	イチギメヒン	POSITIONING PIN	
18	062681012	2	ナベコ437-40X10	SCREW, PAN SM4.37-40X10	
19	S37937001	1	オクリカムブラケット	FEED CAM BRACKET	
20	S37941001	1	オクリカムY	FEED CAM, Y	
21	014760622	2	アナトメネジ5.95	SET SCREW, SOCKET SM5.95	
22	S37939001	1	カムジク	CAM SHAFT	
23	048060342	1	トメワE6	RETAINING RING, E6	
24	070688850	2	タマジクウケ688ZZNR	BALL BEARING, 688ZZNR	
25	S37940001	2	イチギメヒン	POSITIONING PIN	
26	062681012	2	ナベコ437-40X10	SCREW, PAN SM4.37-40X10	
			＜B430E,B431E,B432E用＞	＜For B430E,B431E & B432E＞	
27	S37942000	2	カツフリングハブ8	COUPLING HUB, 8	
28	S37943000	2	カツフリングハブ6.35	COUPLING HUB, 6.35	

C1 . 送り関係 / Feed mechanism / Transportvorrichtung / Mécanisme de l´éntaînement / Mecanismo de la alimentación

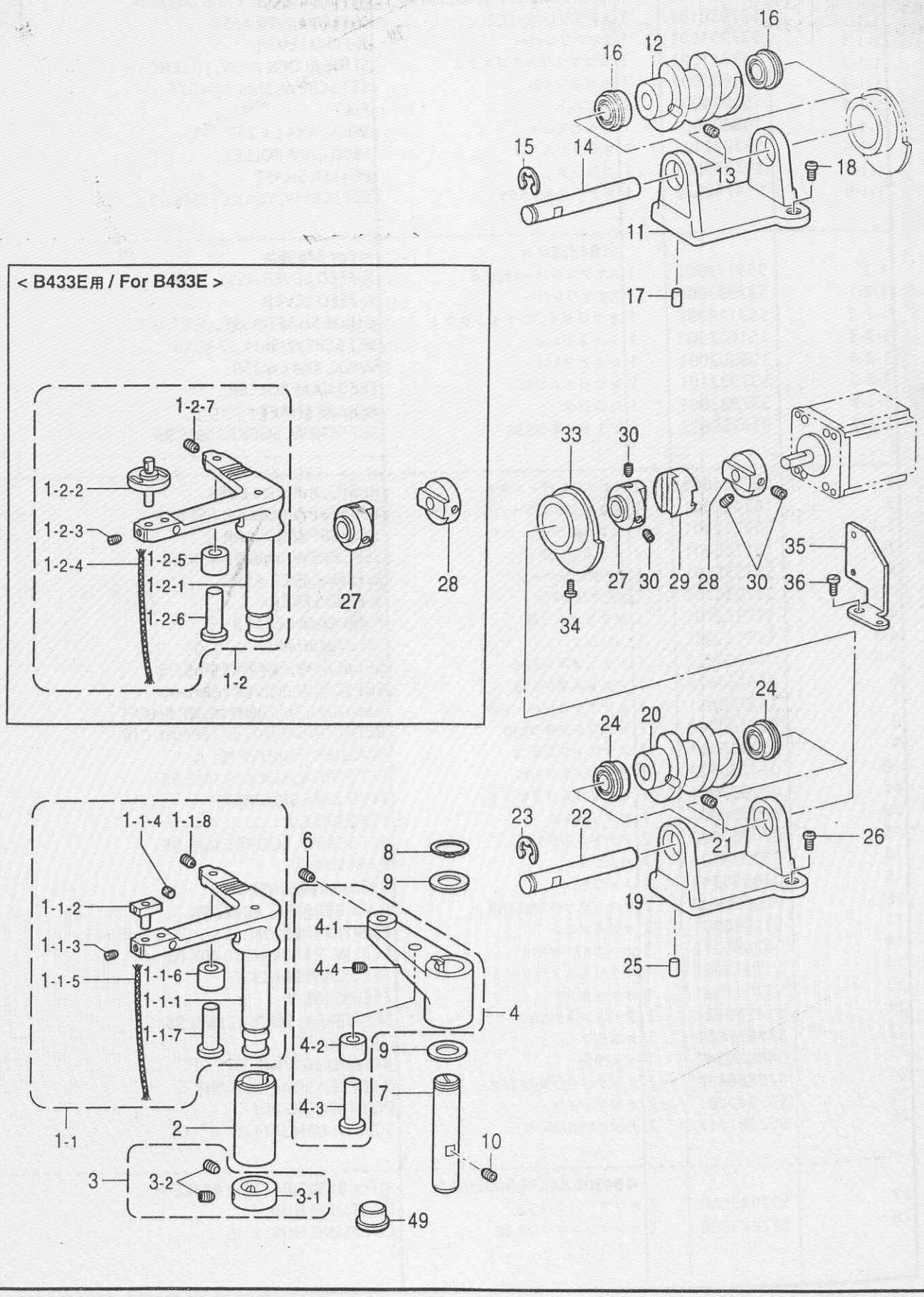

118-V30-202

C1. 送り関係 / Feed mechanism / Transportvorrichtung / Mécanisme de l'entraînement / Mecanismo de la alimentación

REF.NO.	CODE	Q'TY	ヒンメイ	NAME OF PARTS	RM
27	S37942000	4	<B433E用> カップリングハブ8	<For B433E> COUPLING HUB, 8	
29	S37944000	2	カップリングスペーサ	SPACER, COUPLING	
30	014760622	8	アナトメネジ5.95	SET SCREW, SOCKET SM5.95	
33	S49590001	2	オクリゲンテンドグ	HOME POSITION DOG	
34	060300512	2	バインドM3X5	SCREW, BIND M3X5	
35	S49683001	2	ゲンテンセンサートリツケイタ	SETTING PLATE, ;H-SENSOR	
36	062680612	2	ナベコ4.37-40X6	SCREW, PAN SM4.37-40X6	
49	S23337009	1	ゴムセン18.5	RUBBER CAP, 18.5	

C2．送り関係 (B430E Mark II) / Feed mechanism (B430E Mark II) / Transportvorrichtung (B430E Mark II) / Mécanisme de l´éntaînement (B430E Mark II) / Mecanismo de la alimentación (B430E Mark II)

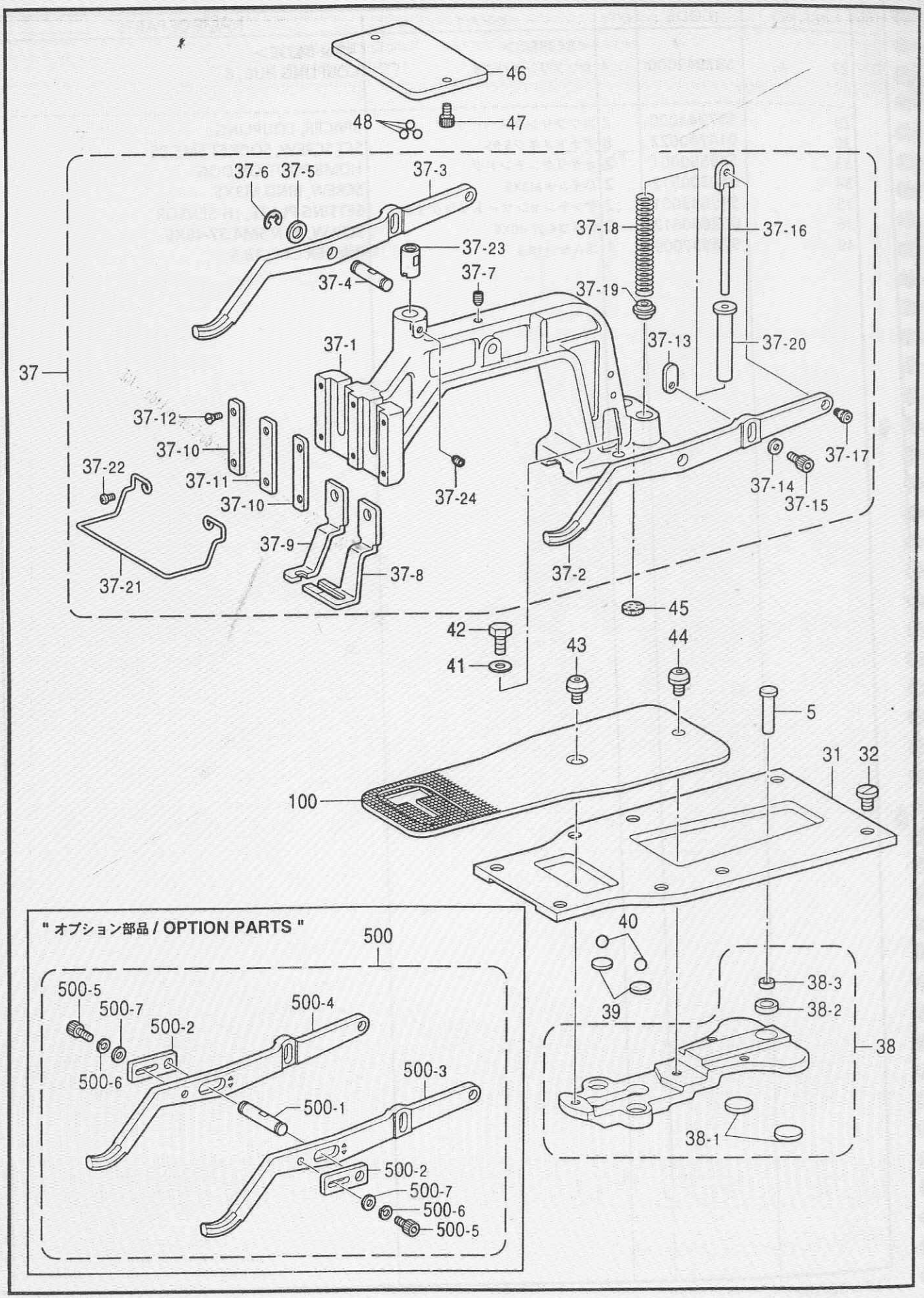

118-V30-202

C2. 送り関係 (B430E Mark II) / Feed mechanism (B430E Mark II) / Transportvorrichtung (B430E Mark II) / Mécanisme de l'entraînement (B430E Mark II) / Mecanismo de la alimentación (B430E Mark II)

REF.NO.	CODE	Q'TY	ヒンメイ	NAME OF PARTS	RM
5	152759001	1	タテオクリジク	TACK WIDTH FEED SHAFT	
31	S37945051	1	オクリダイアンナイイタ	FEED BAR GUIDE PLATE	
32	145318001	8	シメネジ4.37	SCREW, SM4.37	
37	※	1	オサエウデクミ	WORK CLAMP ARM ASSY	
37-1	S49592000	1	オサエウデ	WORK CLAMP ARM	
37-2	S37949001	1	オサエウデレバーR	LEVER, R ;W-CLAMP	
37-3	S37950001	1	オサエウデレバーL	LEVER, L ;W-CLAMP	
37-4	S34839001	1	オサエウデレバージク	LEVER SHAFT	
37-5	116629001	2	ザガネ	WASHER	
37-6	048050342	2	トメワE5	RETAINING RING, E5	
37-7	014760622	1	アナトメネジ5.95	SET SCREW, SOCKET SM5.95	
37-8	※	1	オサエアシR	WORK CLAMP, U-R	
37-9	※	1	オサエアシL	WORK CLAMP, U-L	
37-10	152783001	2	オサエアシオサエイタA	WORK CLAMP GUIDE BRACKET, A	
37-11	152784001	1	オサエアシオサエイタB	WORK CLAMP GUIDE BRACKET, B	
37-12	107038003	4	サラネジ3.57	SCREW, FLAT SM3.57	
37-13	S37951101	2	オサエウデレバーイタ	PLATE	
37-14	146354001	2	ザガネ	WASHER, PLAIN 5	
37-15	018500822	2	アナボルト5X8	BOLT, SOCKET M5X8	
37-16	153570001	2	オサエバネアンナイロツド	SPRING GUIDE ROD	
37-17	145478101	2	ダンネジ4.76	SHOULDER SCREW, SOCKET SM4.76	
37-18	S48646001	2	オサエバネD	SPRING, D COMPRESSION	
37-19	152788000	2	オサエバネカンザ	SPACER	
37-20	153567000	2	オサエバネカラー	COLLAR	
37-21	156495101	1	フインガーガード	FINGER GUARD	
37-22	062671012	2	ナベコ357-40X10	SCREW, PAN SM3.57-40X10	
37-23	S49595001	1	オサエウデササエジク	SUPPORT SHAFT, W-CLAMP	
37-24	014760622	1	アナトメネジ5.95	SET SCREW, SOCKET SM5.95	
38	152769101	1	オクリダイクミ	FEED BRACKET ASSY	
38-1	152771000	2	オクリダイカンザ	WASHER	
38-2	152773000	1	キユウメンブツシユメタル	BUSH	
38-3	141331001	1	キユウメンブシユ	BUSH	
39	152772001	2	カンザ	SPACER	
40	071047650	2	コウキユウ3/16	BEARING BALL, 3/16	
41	025060232	2	ヒラザガネチユウ6	WASHER, PLAIN M 6	
42	017761412	2	ボルト5.95X14	BOLT, SM5.95X14	
43	S49955001	1	オクリイタシメネジ	SCREW, W/SOCKET SM4.37	
44	153057101	1	オクリイタシメネジ	SCREW, W/SOCKET SM4.37	
45	153035000	1	オサエウデフエルト	FELT	
46	S49601001	1	オサエウデササエイタ	SUPPORT PLATE	
47	018400822	2	アナボルト4X8	BOLT, SOCKET M4X8	
48	071039750	3	コウキユウ5/32	BEARING BALL, 5/32	
100	※	1	オクリイタ	FEED PLATE	
			"オプション部品"	" OPTION PARTS "	
500	S41328001	1	オサエクイツクチエンジセツト	WORK CLAMP SET, QC	
500-1	S41324001	1	QCオサエウデレバージク	WORK CLAMP ARM LEVER SHAFT	
500-2	S41325001	2	QCレバージクササエ	WORK CLAMP LEVER SUPPORT	
500-3	S41326001	1	QCオサエウデレバーR	WORK CLAMP ARM LEVER, R	
500-4	S41327001	1	QCオサエウデレバーL	WORK CLAMP ARM LEVER, L	
500-5	018501022	2	アナボルト5X10	BOLT, SOCKET M5X10	
500-6	028050242	2	バネザガネ2-5	WASHER, SPRING 2-5	
500-7	025050232	2	ヒラザガネチユウ5	WASHER, PLAIN M 5	

C3．送り関係 (B431E Mark II) / Feed mechanism (B431E Mark II) / Transportvorrichtung (B431E Mark II) / Mécanisme de l'entaînement (B431E Mark II) / Mecanismo de la alimentación (B431E Mark II)

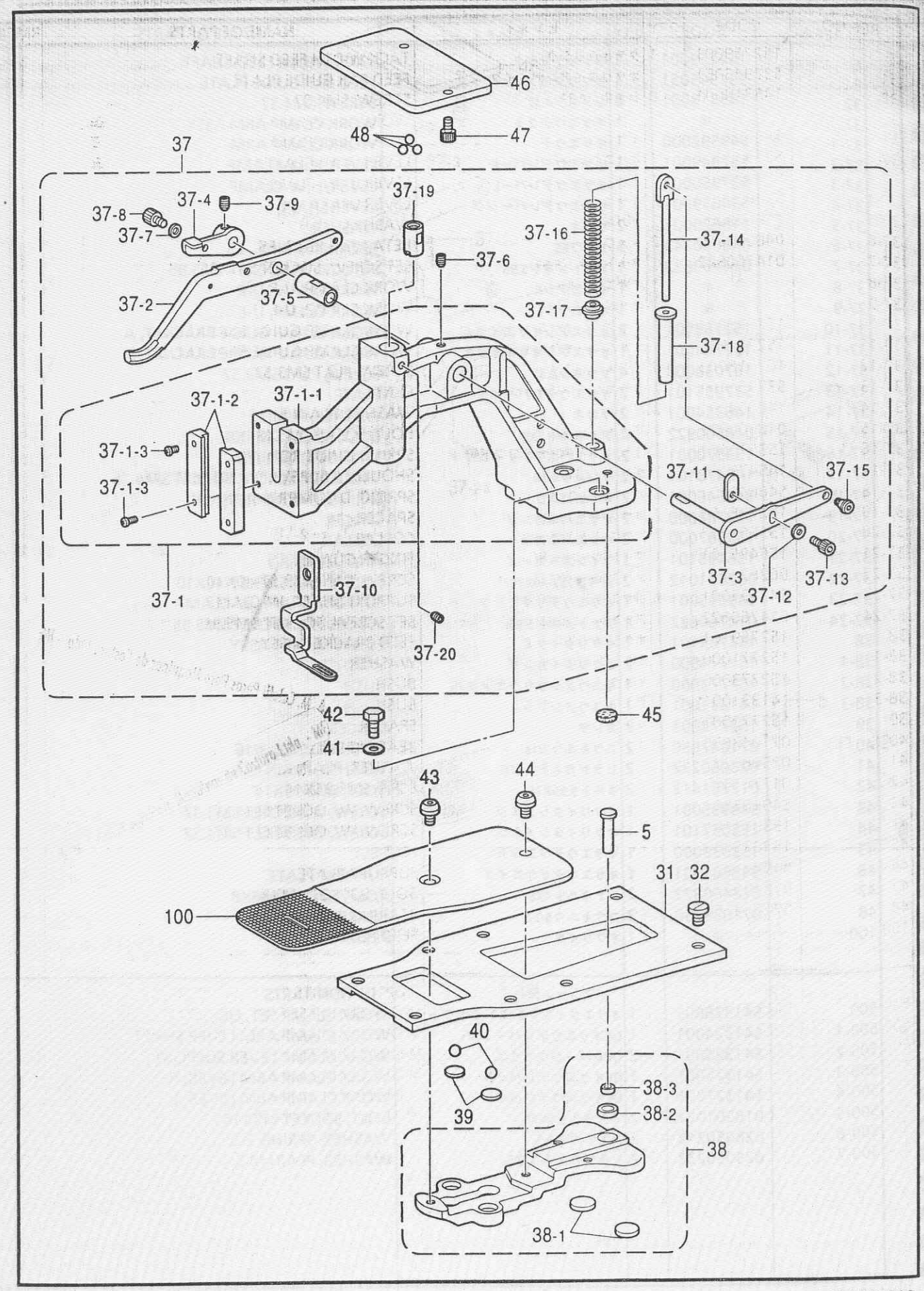

118-V30-202

C3. 送り関係 (B431E Mark II) / Feed mechanism (B431E Mark II) / Transportvorrichtung (B431E Mark II) / Mécanisme de l'entraînement (B431E Mark II) / Mecanismo de la alimentación (B431E Mark II)

REF.NO.	CODE	Q'TY	ヒンメイ	NAME OF PARTS	RM
5	152759001	1	タテオクリジク	TACK WIDTH FEED SHAFT	
31	S37945051	1	オクリダイアンナイイタ	FEED BAR GUIDE PLATE	
32	145318001	8	シメネジ4.37	SCREW, SM4.37	
37	※	1	オサエウデクミ431	WORK CLAMP ASSY, 431	
37-1	S51849001	1	オサエウデクミコ	WORK CLAMP ASSY	
37-1-1	159825100	1	オサエウデ431	WORK CLAMP, 431	
37-1-2	159827001	2	オサエアシオサエイタB	WORK CLAMP GUIDE BRACKET, B	
37-1-3	062671212	4	ナベコ357-40X12	SCREW, PAN SM3.57-40X12	
37-2	154413001	1	オサエウデレバーA	LEVER, A ;W-CLAMP	
37-3	S41230001	1	オサエウデレバーB	LEVER, B ;W-CLAMP	
37-4	154415001	1	オサエウデレバーC	LEVER, C ;W-CLAMP	
37-5	153944001	1	レバージクメタル	LEVER SHAFT BUSH	
37-6	014760622	1	アナトメネジ5.95	SET SCREW, SOCKET SM5.95	
37-7	140407002	1	ザガネ	WASHER	
37-8	018500822	1	アナボルト5X8	BOLT, SOCKET M5X8	
37-9	014770622	2	アナトメネジ6.35クボミ	SET SCREW, SOCKET (CP) SM6.35	
37-10	※	1	オサエアシ431	WORK CLAMP, ;431	
37-11	S37951101	1	オサエウデレバーイタ	PLATE	
37-12	140407002	1	ザガネ	WASHER	
37-13	018500822	1	アナボルト5X8	BOLT, SOCKET M5X8	
37-14	159828001	1	オサエバネアンナイロツドB	SPRING GUIDE ROD, B	
37-15	145478101	1	ダンネジ4.76	SHOULDER SCREW, SOCKET SM4.76	
37-16	153569001	1	オサエバネB	SPRING, B COMPRESSION	
37-17	152788000	1	オサエバネカンザ	SPACER	
37-18	153567000	1	オサエバネカラー	COLLAR	
37-19	S49595001	1	オサエウデササエジク	SUPPORT SHAFT, W-CLAMP	
37-20	014760622	1	アナトメネジ5.95	SET SCREW, SOCKET SM5.95	
38	152769101	1	オクリダイクミ	FEED BRACKET ASSY	
38-1	152771000	2	オクリダイカンザ	WASHER	
38-2	152773000	1	キユウメンブツシユメタル	BUSH	
38-3	141331001	1	キユウメンブシユ	BUSH	
39	152772001	2	カンザ	SPACER	
40	071047650	2	コウキユウ3/16	BEARING BALL, 3/16	
41	025060232	2	ヒラザガネチユウ6	WASHER, PLAIN M 6	
42	017761412	2	ボルト5.95X14	BOLT, SM5.95X14	
43	S49955001	1	オクリイタシメネジ	SCREW, W/SOCKET SM4.37	
44	153057101	1	オクリイタシメネジ	SCREW, W/SOCKET SM4.37	
45	153035000	1	オサエウデフエルト	FELT	
46	S51088001	1	オサエウデササエイタ431E	SUPPORT PLATE	
47	018400822	2	アナボルト4X8	BOLT, SOCKET M4X8	
48	071039750	3	コウキユウ5/32	BEARING BALL, 5/32	
100	※	1	オクリイタ431	FEED PLATE, 431	

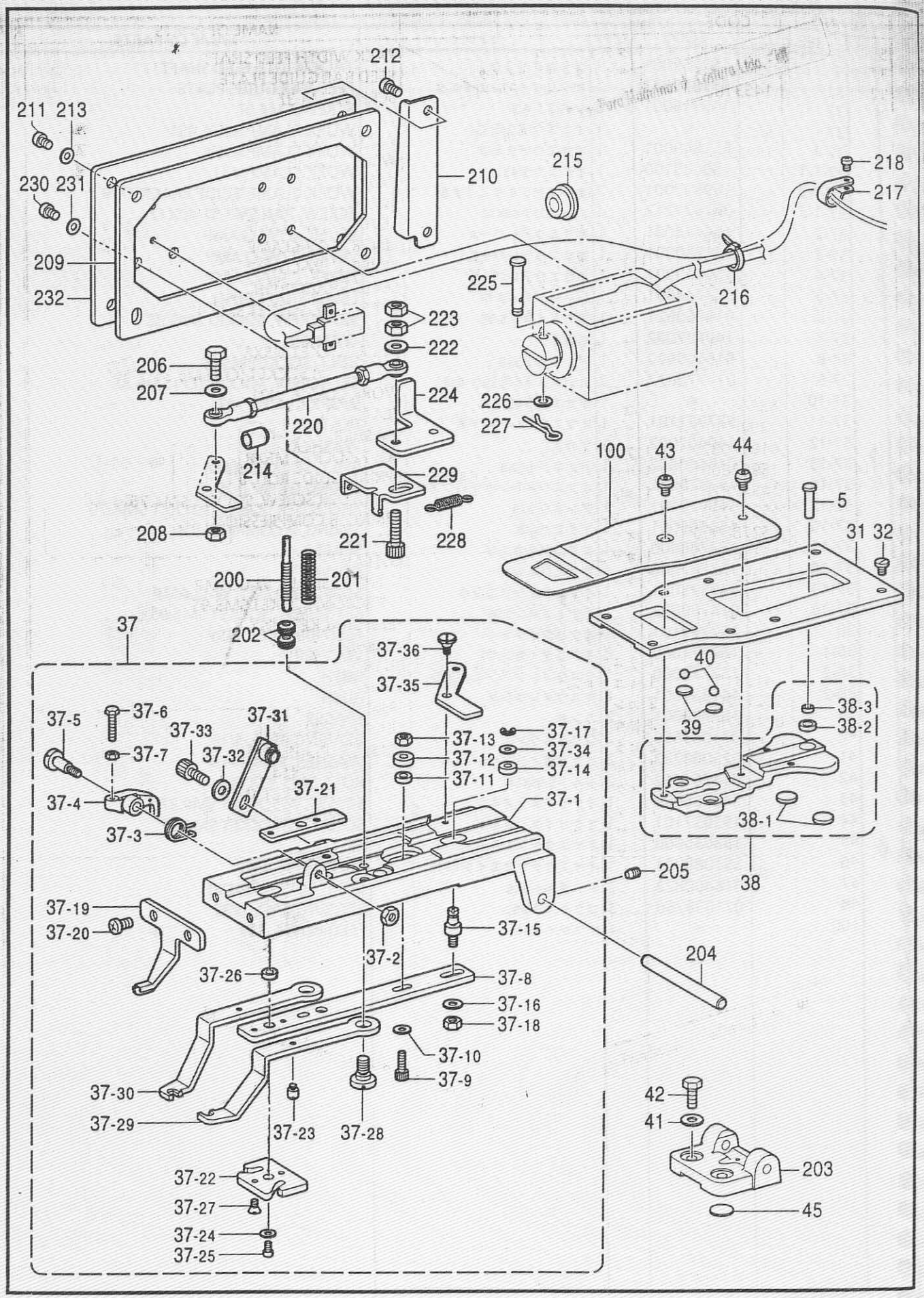
212
211
213
210
215
218
217
230
231
209
232
225
216
223
222
206
207
224
220
226
227
214
229
208
221
228
100
43
44
5
31
32
200
201
37
202
37-36
37-35
40
39
38-3
38-2
37-5
37-6
37-31
37-33
37-13
37-17
37-7
37-32
37-12
37-34
37-14
37-11
37-4
37-21
37-1
38-1
37-3
205
38
37-19
37-20
37-15
204
37-2
37-26
37-8
37-16
37-18
37-10
37-9
37-30
37-29
37-23
37-28
42
41
203
37-22
37-27
45
37-24
37-25

118-V30-202

C4. 送り関係 (B432E MarkⅡ) / Feed mechanism (B432E MarkⅡ) / Transportvorrichtung (B432E MarkⅡ) / Mécanisme de l'entraînement (B432E MarkⅡ) / Mecanismo de la alimentación (B432E MarkⅡ)

REF.NO.	CODE	Q'TY	ヒンメイ	NAME OF PARTS	RM
5	152759001	1	タテオクリジク	TACK WIDTH FEED SHAFT	
31	S37945051	1	オクリダイアンナイイタ	FEED BAR GUIDE PLATE	
32	145318001	8	シメネジ4.37	SCREW, SM4.37	
37	S41024100	1	オサエウデクミZ32	WORK CLAMP ARM ASSY, Z32	
37-1	S41025100	1	オサエフレームZ32	FRAME, ;WORK CLAMP Z32	
37-2	150553001	1	ナット5.95	NUT, SM5.95	
37-3	118258001	1	ストツプレバーバネ	SPRING, TWIST	
37-4	118256001	1	ストツプレバー	STOP LEVER	
37-5	118257001	1	ダンネジ5.95	STUD SCREW SM5.95	
37-6	118259001	1	ボルト4.37	BOLT, SM4.37	
37-7	021680202	1	ナット2シユ4.37	NUT, 2 SM4.37	
37-8	155562101	1	オサエヨセレンケツイタ	WORK CLAMP CARRIER PLATE	
37-9	018401622	1	アナボルト4X16	BOLT, SOCKET M4X16	
37-10	025710232	1	ヒラザガネチユウ4.76	WASHER, PLAIN 4.76	
37-11	118247001	1	カラー	COLLAR	
37-12	156170001	1	カラー	COLLAR	
37-13	021400102	1	ナット1シユ4	NUT, 1 M4	
37-14	155576001	1	オサエヨセコロ	ROLLER	
37-15	155577001	1	コロジクツキネジ4.76	SCREW SM4.76	
37-16	025710232	1	ヒラザガネチユウ4.76	WASHER, PLAIN 4.76	
37-17	048040342	1	トメワE4	RETAINING RING, E4	
37-18	021710212	1	ナット2シユ4.76	NUT, 2 SM4.76	
37-19	S41265001	1	ボタンホールアンナイZ32	BUTTON HOLE GUIDE, Z32	
37-20	062761012	2	ナベコ595-28X10	SCREW, PAN SM5.95-28X10	
37-21	118248001	1	ストツプイチチヨウセツイタ	STOP POSITION ADJUSTING PLATE	
37-22	S41288001	1	オサエアンナイイタZ32	WORK CLAMP GUIDE PLATE, Z32	
37-23	118252001	2	オサエアンナイネジ	SCREW	
37-24	025710132	2	ヒラザガネシヨウ4.76	WASHER, PLAIN S 4.76	
37-25	062681212	2	ナベコ437-40X12	SCREW, PAN SM4.37-40X12	
37-26	118247001	2	カラー	COLLAR	
37-27	117143001	2	サラネジ4.37	SCREW, FLAT M4.37	
37-28	118244001	2	ダンネジ5.95	SHOULDER SCREW, SM5.95	
37-29	118249001	1	オサエR	WORK CLAMP, R	
37-30	118250001	1	オサエL	WORK CLAMP, L	
37-31	S06533001	1	オサエチヨウセツイタクミ	PRESSER ADJUST PLATE ASSY	
37-32	025060232	1	ヒラザガネチユウ6	WASHER, PLAIN M 6	
37-33	018061022	1	アナボルト6X10	BOLT, SOCKET M6X10	
37-34	025710132	1	ヒラザガネシヨウ4.76	WASHER, PLAIN S 4.76	
37-35	S41011001	1	オサエヨセレバー	LEVER	
37-36	123882001	1	ダンネジ4.37	SHOULDER SCREW, SM4.37	
38	152769101	1	オクリダイクミ	FEED BRACKET ASSY	
38-1	152771000	2	オクリダイカンザ	WASHER	
38-2	152773000	1	キユウメンブツシユメタル	BUSH	
38-3	141331001	1	キユウメンブシユ	BUSH	
39	152772001	2	カンザ	SPACER	
40	071047650	2	コウキユウ3/16	BEARING BALL, 3/16	
41	025060232	2	ヒラザガネチユウ6	WASHER, PLAIN M 6	
42	017761212	2	ボルト5.95X12	BOLT, SM5.95X12	
43	S49955001	1	オクリイタシメネジ	SCREW, W/SOCKET SM4.37	
44	153057101	1	オクリイタシメネジ	SCREW, W/SOCKET SM4.37	
45	153035000	1	オサエウデフエルト	FELT	
100	S51084001	1	オクリイタ432	FEED PLATE, 432	
200	155567001	1	オサエバネチヨウセツネジ	ADJUSTING SCREW	
201	115147001	1	ホタンツカミオサエオシバネ	SPRING, COMPRESSION	
202	146994001	2	オサエバネチヨウシネジ	SCREW	
203	153834001	1	ホタンツカミホルダーササエ	HOLDER SUPPORT, ;B-CLAMP	
204	153827001	1	ホタンツカミホルダージク	SHAFT, ;B-CLAMP HOLDER	
205	014680622	2	アナトメネジ4.37クホミ	SET SCREW, SOCKET (CP) SM4.37	
206	017781412	1	ホルト6.35X14	BOLT, SM6.35X14	

C4．送り関係 (B432E Mark II) / Feed mechanism (B432E Mark II) / Transportvorrichtung (B432E Mark II) / Mécanisme de l'entaînement (B432E Mark II) / Mecanismo de la alimentación (B432E Mark II)

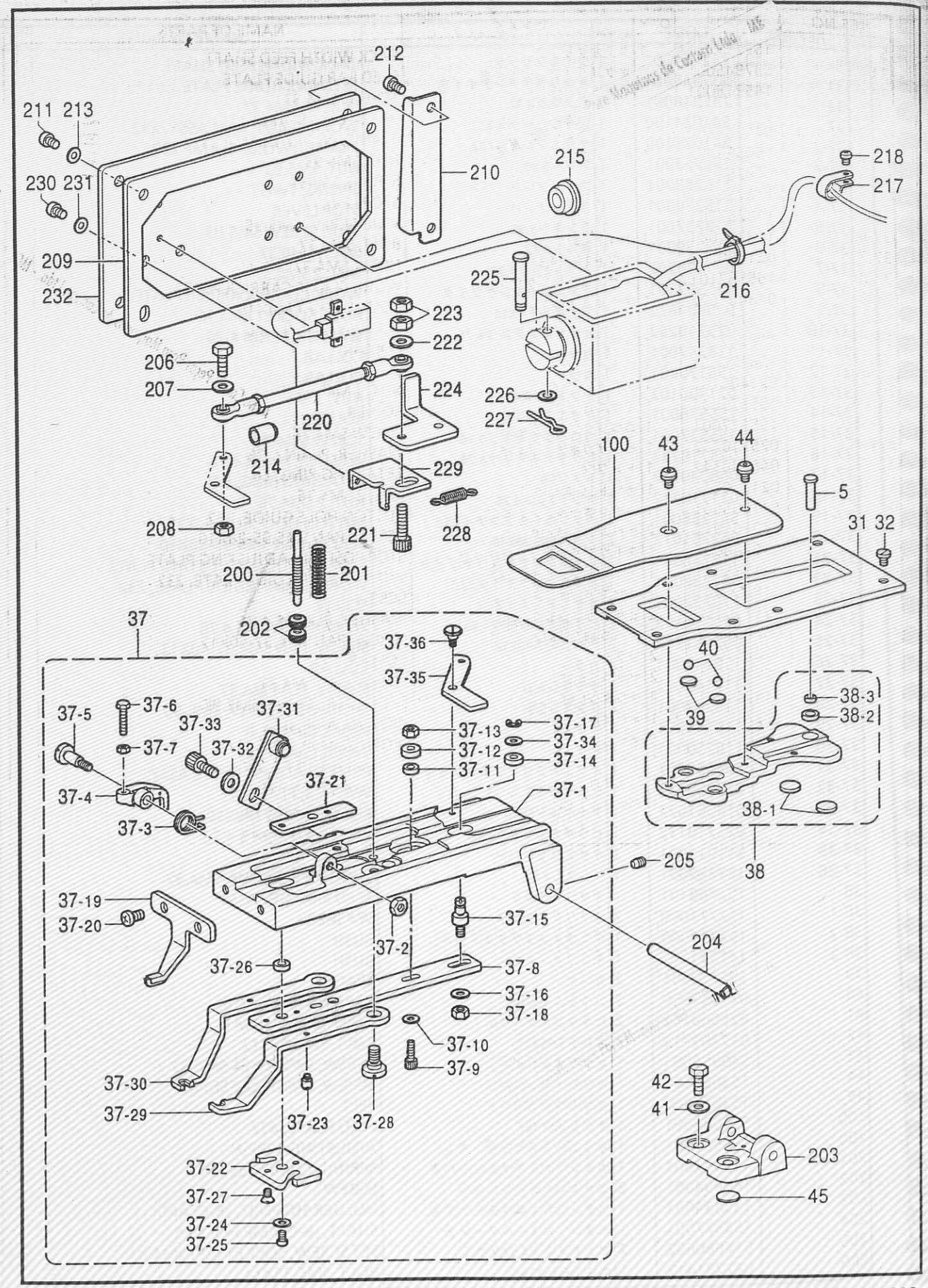

118-V30-202

C4. 送り関係 (B432E Mark II) / Feed mechanism (B432E Mark II) / Transportvorrichtung (B432E Mark II) / Mécanisme de l'entraînement (B432E Mark II) / Mecanismo de la alimentación (B432E Mark II)

REF.NO.	CODE	Q'TY	ヒンメイ	NAME OF PARTS	RM
207	118735002	1	ザガネ	WASHER, PLAIN	
208	150556001	1	ナツト6.35	NUT, SM6.35	
209	S41290101	1	OYSトリツケイタパツキン	OYS SET PLATE PACKING	
210	S41060009	1	メカクシイタ	BLIND PLATE	
211	062710812	2	ナベコ476-32X8	SCREW, PAN SM4.76-32X8	
212	062711012	2	ナベコ476-32X10	SCREW, PAN SM4.76-32X10	
213	025710232	4	ヒラザガネチユウ4.76	WASHER, PLAIN 4.76	
214	152827009	1	オイルキリセン	OIL CAP	
215	S23337009	1	ゴムセン18.5	RUBBER CAP, 18.5	
216	228475000	1	ケツソクバンド1.9X80	FASTENING BAND, 1.9X80	
217	525664000	1	コードホルダ#6	CORD HOLDER, 6N	
218	062680612	1	ナベコ4.37-40X6	SCREW, PAN SM4.37-40X6	
220	S41264001	1	オサエヨセロツドクミ	WORK CLAMP CARRIER ROD ASSY	
221	018062036	1	アナボルト6X20	BOLT, SOCKET M6X20	
222	118735002	1	ザガネ	WASHER, PLAIN	
223	021060306	2	3シユナツト6	NUT, 3 M6	
224	S41010001	1	センサイタ	SENSOR PLATE	
225	S41012001	1	OYソレノイドピン	OY SOLENOID PIN	
226	140407001	1	ザガネ	WASHER	
227	S19662001	1	スナツフピン5	SNAP PIN, 5	
228	S18523001	1	オサエアゲバネ	SPRING, EXTENSION	
229	S41009001	1	OYソレノイドストツパー	OY SOLENOID STOPPER	
230	062710812	2	ナベコ476-32X8	SCREW, PAN SM4.76-32X8	
231	025710232	2	ヒラザガネチユウ4.76	WASHER, PLAIN 4.76	
232	S52098001	1	OYソレノイドトリツケイタ	SETTING PLATE, ;OY SOLENOID	

D1. 押エ上ゲ関係 / Work clamp lifter mechanism / Stoffhalterheber / Releveur de pinceur / Mecanismo del levantador del prensor

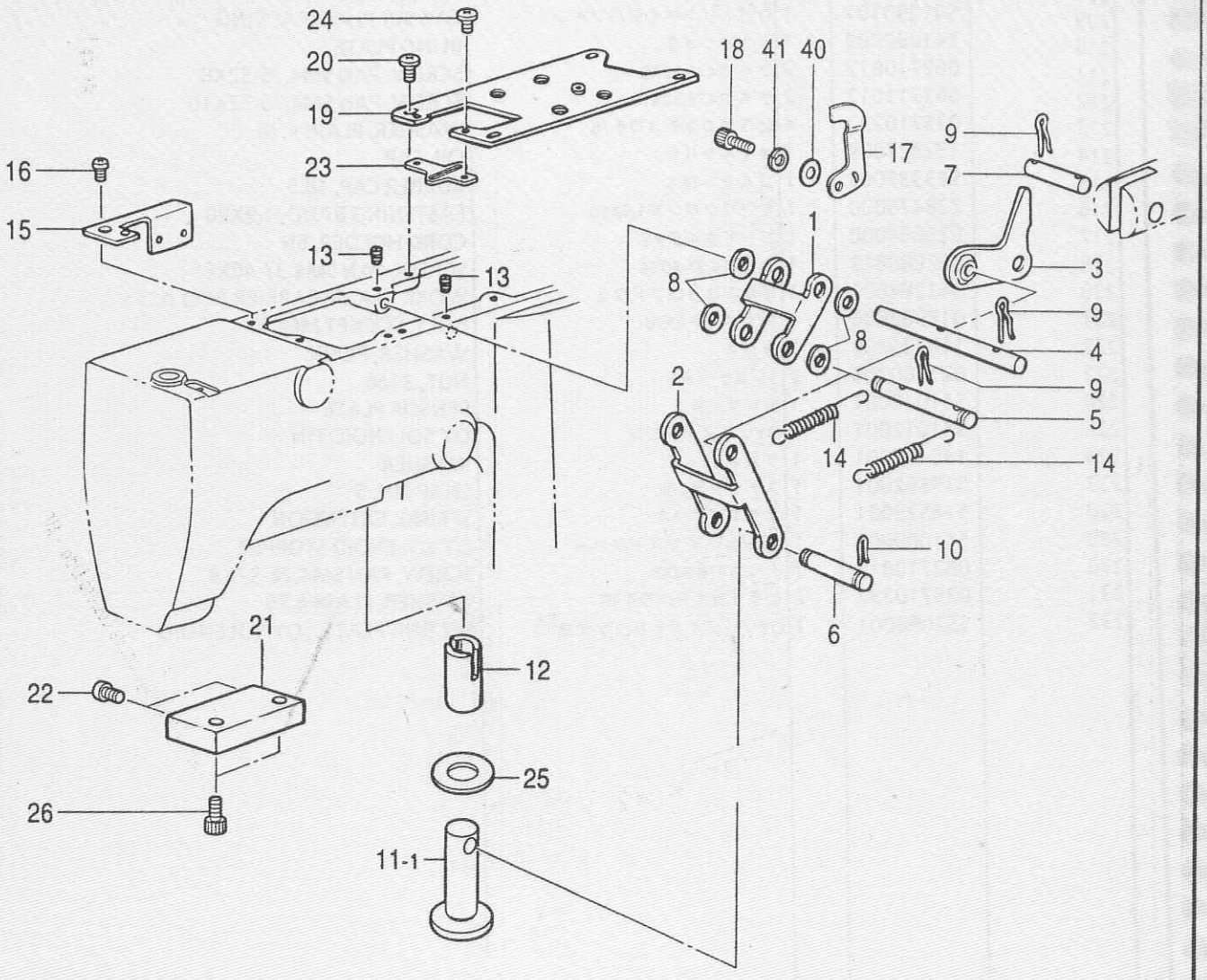

< B431E用 / For B431E >

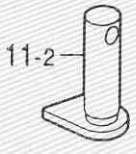

< B433E用 / For B433E >

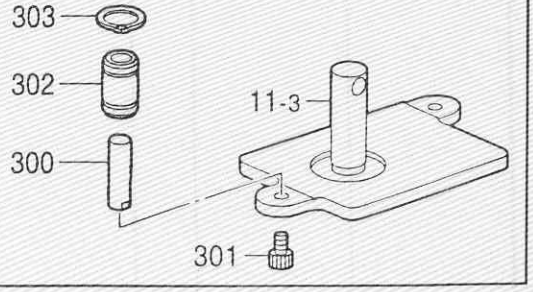

D1. 押エ上ゲ関係 / Work clamp lifter mechanism / Stoffhalterheber / Releveur de pinceur / Mecanismo del levantador del prensor

REF.NO.	CODE	Q'TY	ヒンメイ	NAME OF PARTS	RM
1	S49630001	1	リンクA	LINK, A	
2	S49631001	1	リンクB	LINK, B	
3	S49632001	1	リンクCクミ	LINK ASSY, C	
4	S49635001	1	リンクジクA	LINK SHAFT, A	
5	S49636001	1	リンクジクB	LINK SHAFT, B	
6	S49637001	1	リンクジクC	LINK SHAFT, C	
7	S49638001	1	リンクジクD	LINK SHAFT, D	
8	100281001	4	ザガネ	WASHER, PLAIN	
9	S37968001	6	スナツプピン8	SNAP PIN, 8	
10	S19662001	2	スナツプピン5	SNAP PIN, 5	
			<B430E用>	<For B430E>	
11-1	S37969001	1	オサエイタ	PRESSER PLATE	
			<B431E用>	<For B431E>	
11-2	S41231101	1	オサエイタ431	PRESSER PLATE, 431	
			<B433E用>	<For B433E>	
11-3	S41238001	1	オサエイタL	WORK CLAMP PLATE, L	
12	S37970050	1	オサエイタヨウメタル	BUSHING	
13	014760622	2	アナトメネジ5.95	SET SCREW, SOCKET SM5.95	
14	S10105001	2	リンクモドシバネ	SPRING, EXTENSION	
15	S49639001	1	センサトリツケダイ	SETTING BASE, ;SENSOR	
16	062680612	1	ナベコ4.37-40X6	SCREW, PAN SM4.37-40X6	
17	S49640101	1	センサカンチイタ	SENSOR PERCEIVE PLATE	
18	018400836	1	アナボルト4X8	BOLT, SOCKET M4X8	
19	S49641001	1	ソレノイドトリツケイタA	SETTING PLATE, A ;SOLENOID	
20	060681212	4	バインド437-40X12	SCREW, BIND SM4.37-40X12	
21	S49642001	1	ソレノイドトリツケイタB	SETTING PLATE, B ;SOLENOID	
22	060501016	2	バインドM5X10	SCREW, BIND M5X10	
23	S49643001	1	ガイド	GUIDE	
24	060680712	2	バインド437-40X7	SCREW, BIND SM4.37-40X7	
25	S37974000	1	オサエアゲストツパーゴム	RUBBER, STOPPER	
26	018501422	2	アナボルト5X14	BOLT, SOCKET M5X14	
40	025040236	1	ヒラザガネチユウ4	WASHER, PLAIN M 4	
41	028040246	1	ハネザガネ2-4	WASHER, SPRING 2-4	
			<B433E用>	<For B433E>	
300	S41239001	2	アンナイジク12	GUIDE SHAFT, 12	
301	018501036	2	アナボルト5X10	BOLT, SOCKET M5X10	
302	S10103001	2	ボールブツシユ	BALL BUSH	
303	048200142	2	トメワジクヨウC20	RETAINING RING, EXTERNAL C20	

D2 . 押工上ゲ関係 (B432E Mark II) / Work clamp lifter mechanism (B432E Mark II) /
Stoffhalterheber (B432E Mark II) / Releveur de pinceur (B432E Mark II) /
Mecanismo del levantador del prensor (B432E Mark II)

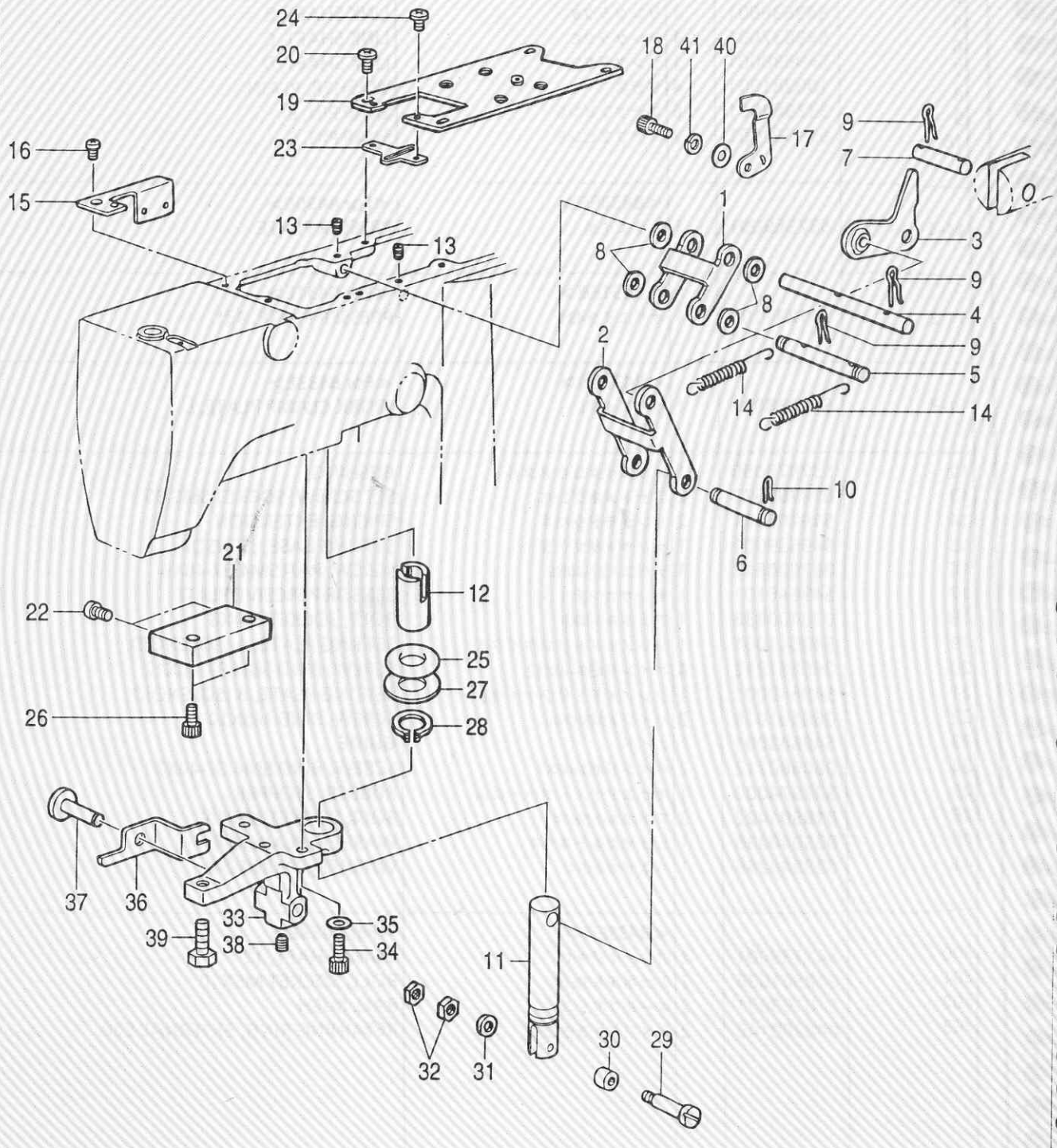

118-V30-204

D2. 押エ上ゲ関係 (B432E Mark II) / Work clamp lifter mechanism (B432E Mark II) /
Stoffhalterheber (B432E Mark II) / Releveur de pinceur (B432E Mark II) /
Mecanismo del levantador del prensor (B432E Mark II)

REF.NO.	CODE	Q'TY	ヒンメイ	NAME OF PARTS	RM
1	S49630001	1	リンクA	LINK, A	
2	S49631001	1	リンクB	LINK, B	
3	S49632001	1	リンクCクミ	LINK ASSY, C	
4	S49635001	1	リンクジクA	LINK SHAFT, A	
5	S49636001	1	リンクジクB	LINK SHAFT, B	
6	S49637001	1	リンクジクC	LINK SHAFT, C	
7	S49638001	1	リンクジクD	LINK SHAFT, D	
8	100281001	4	ザガネ	WASHER, PLAIN	
9	S37968001	6	スナツプピン8	SNAP PIN, 8	
10	S19662001	2	スナツプピン5	SNAP PIN, 5	
11	S41015101	1	オサエアゲロツド	WORK CLAMP LIFTING ROD	
12	S37970050	1	オサエイタヨウメタル	BUSHING	
13	014760622	2	アナトメネジ5.95	SET SCREW, SOCKET SM5.95	
14	S10105001	2	リンクモドシバネ	SPRING, EXTENSION	
15	S49639001	1	センサトリツケダイ	SETTING BASE, ;SENSOR	
16	062680612	1	ナベコ4.37-40X6	SCREW, PAN SM4.37-40X6	
17	S49640101	1	センサカンチイタ	SENSOR PERCEIVE PLATE	
18	018400836	1	アナボルト4X8	BOLT, SOCKET M4X8	
19	S49641001	1	ソレノイドトリツケイタA	SETTING PLATE, A ;SOLENOID	
20	060681212	4	バインド437-40X12	SCREW, BIND SM4.37-40X12	
21	S49642001	1	ソレノイドトリツケイタB	SETTING PLATE, B ;SOLENOID	
22	060501016	2	バインドM5X10	SCREW, BIND M5X10	
23	S49643001	1	ガイド	GUIDE	
24	060680712	2	バインド437-40X7	SCREW, BIND SM4.37-40X7	
25	120448001	1	ゴムワ	RUBBER RING	
26	018501422	2	アナボルト5X14	BOLT, SOCKET M5X14	
27	150206002	1	ヒラザガネ16	WASHER, PLAIN 16	
28	048150142	1	トメワジクヨウC15	RETAINING RING, EXTERNAL C15	
29	153828001	1	コロジク	ROLLER SHAFT	
30	107744001	1	コロ	ROLLER	
31	153484001	1	ザガネ4.76	WASHER, PLAIN 4.76	
32	105234003	2	ナツト4.37	NUT, SM4.37	
33	S41014009	1	レバーホルダー	LEVER HOLDER	
34	018061622	2	アナボルト6X16	BOLT, SOCKET M6X16	
35	025060232	2	ヒラザガネチユウ6	WASHER, PLAIN M 6	
36	S41016001	1	オサエアゲレバー	LIFTER LEVER	
37	153838001	1	ボタンツカミレバージク	SHAFT, ;B-CLAMP LEVER	
38	014760622	1	アナトメネジ5.95	SET SCREW, SOCKET SM5.95	
39	017821813	1	ボルト7.94X18	BOLT, SM7.94X18	
40	025040236	1	ヒラザガネチユウ4	WASHER, PLAIN M 4	
41	028040246	1	バネザガネ2-4	WASHER, SPRING 2-4	

E . 下軸関係 / Lower shaft mechanism / Untere Welle / Mécanisme de l´arbre inférieur / Mecanismo del eje inferior

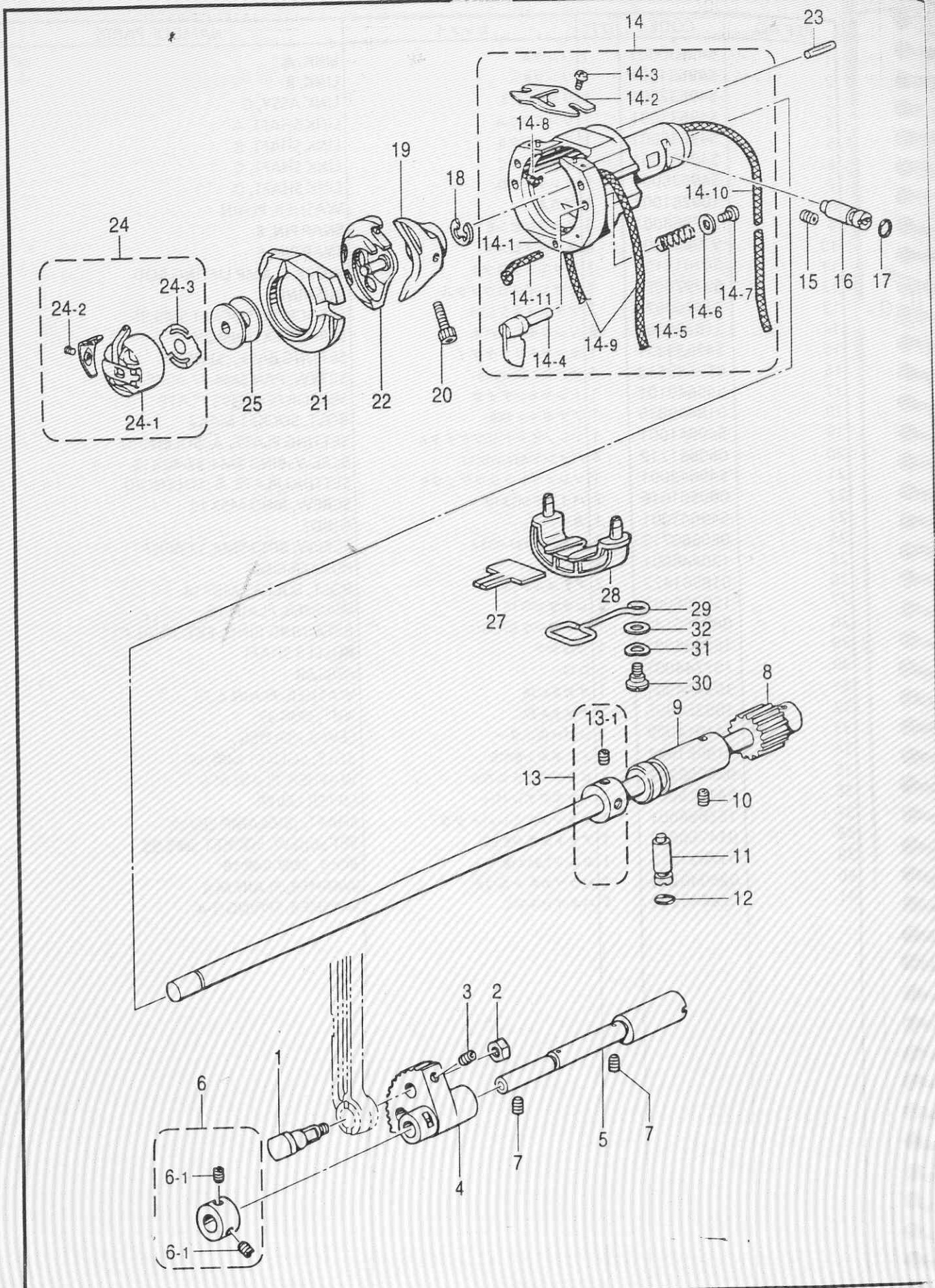

E. 下軸関係 / Lower shaft mechanism / Untere Welle / Mécanisme de l'arbre inférieur / Mecanismo del eje inferior

REF.NO.	CODE	Q'TY	ヒンメイ	NAME OF PARTS	RM
1	141786001	1	クランクロツドダンネジ	SHOULDER SCREW, ;CRANK ROD	
2	100090004	1	ナツト7.14	NUT, SM7.14	
3	014680622	1	アナトメネジ4.37クボミ	SET SCREW, SOCKET (CP) SM4.37	
4	152245101	1	ヨウドウギヤ	ROCKER GEAR	
5	S37978251	1	ヨウドウギヤジク	SHAFT, ;R-GEAR	
6	181995001	1	セツトカラークミ	SET SCREW COLLAR ASSY	
6-1	101706001	2	トメネジ6.35	SET SCREW, SM6.35-40X5.5	
7	014760622	2	アナトメネジ5.95	SET SCREW, SOCKET SM5.95	
8	S49605001	1	シタジククミ	LOWER SHAFT ASSY	
9	S49608001	1	シタジクメタル	BUSH, ;L-SHAFT	
10	014760622	1	アナトメネジ5.95	SET SCREW, SOCKET SM5.95	
11	152678101	1	カマチヨウセツジク	ADJUSTING STUD	
12	081003670	1	Oリング PW3	O RING, PW3	
13	S49609001	1	セツトカラークミ	SET SCREW COLLAR ASSY	
13-1	014770622	2	アナトメネジ6.35クボミ	SET SCREW, SOCKET (CP) SM6.35	
14	S49611101	1	オオカマタイクミ	SHUTTLE RACE BASE ASSY	
14-1	S49612101	1	オオカマタイ	SHUTTLE RACE BASE	
14-2	S02429101	1	カマイトアンナイ	THREAD GUIDE, ;S-RACE	
14-3	062660412	2	ナベコ318-40X4	SCREW, PAN SM3.18-40X4	
14-4	152683001	2	オオカマトリツケツメ	SETTING CLAW, S-RACE BODY	
14-5	152684101	2	オオカマトリツケバネ	SPRING, COMPRESSION	
14-6	402887001	2	ザガネ3.2	WASHER, 3.2	
14-7	062660712	2	ナベコ318-40X7	SCREW, PAN SM3.18-40X7	
14-8	S09043000	2	フエルト	FELT	
14-9	S49981000	2	クミヒモ3X3	WICK, 3X3 L = 360	
14-10	S49626000	1	クミヒモ3X3	WICK, 3X3 L = 300	
14-11	S49685000	1	クミヒモ3X3	WICK, 3X3 L = 100	
15	014760622	1	アナトメネジ5.95	SET SCREW, SOCKET SM5.95	
16	152678101	1	カマチヨウセツジク	ADJUSTING STUD	
17	081003670	1	Oリング PW3	O RING, PW3	
18	048070342	1	トメワE7	RETAINING RING, E7	
19	S49617001	1	ドライバー	DRIVER	
20	018501422	1	アナボルト5X14	BOLT, SOCKET M5X14	
21	※	1	オオカマ	SHUTTLE RACE BODY	
22	※	1	ナカカマハコクミ	SHUTTLE HOOK ASSY, W/BOX	
23	S16290001	1	ニードルローラー4X19.8	NEEDLE ROLLER, 4X19.8	
24	※	1	ボビンケースクミ	BOBBIN CASE ASSY,	
24-1	※	1	ボビンケースチヨウシバネ	TENSION SPRING	
24-2	※	1	ボビンケースバネネジ	SCREW	
24-3	※	1	クウテンボウシバネ	SPRING, ANTI-SPIN	
25	※	1	ボビン	BOBBIN	
27	S49613000	1	カマフエルト	FELT	
28	S49614000	1	カマフエルトササエ	FELT SUPPORT	
29	S52230001	1	サポート	SUPPORT	
30	123882001	1	ダンネジ4.37	SHOULDER SCREW, SM4.37	
31	103810002	1	ナミガタバネザガネ	WASHER, WAVE SPRING	
32	025770232	1	ヒラザガネチユウ6.35	WASHER, PLAIN M 6.35	

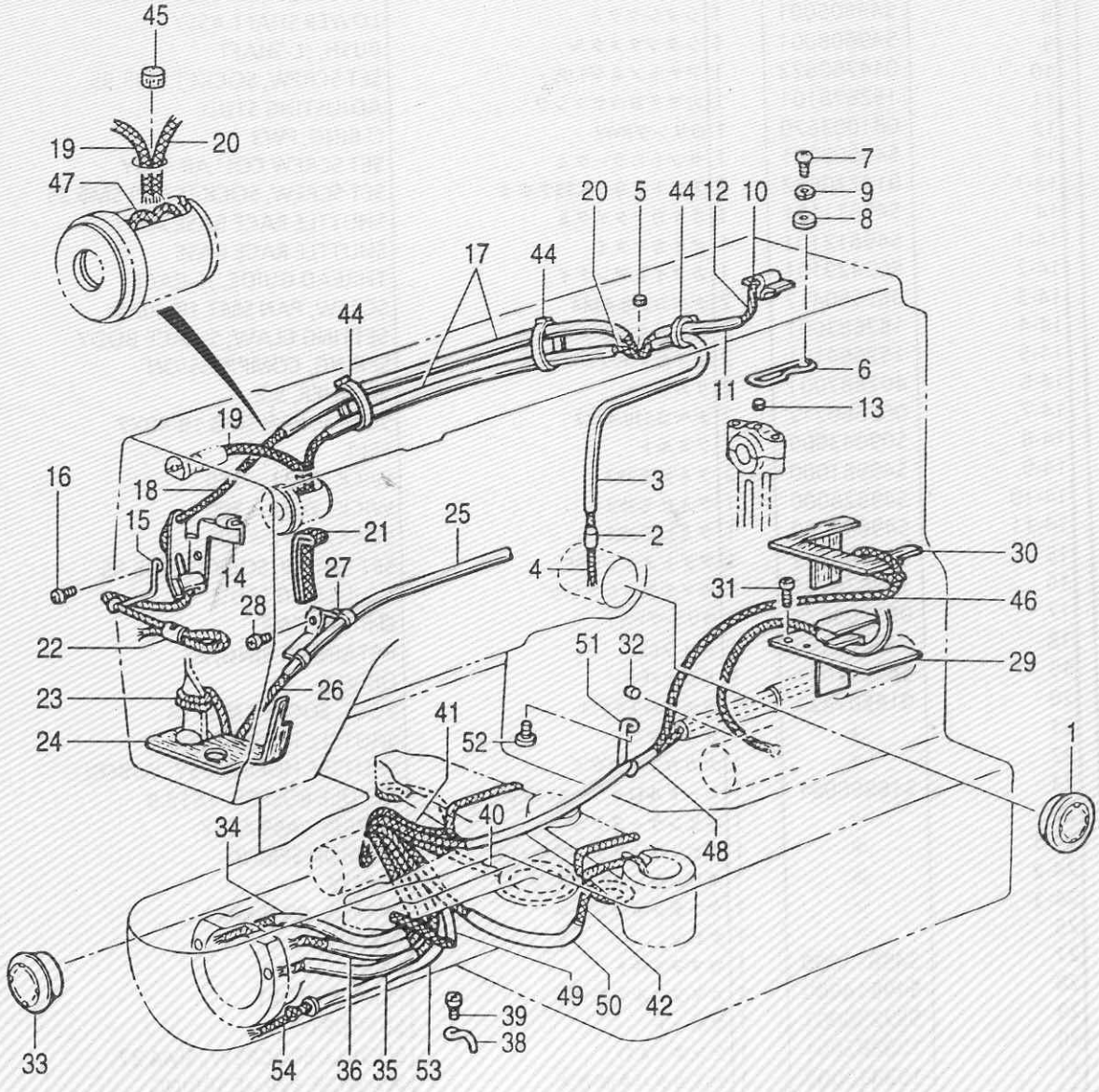
45
19
20
47
7
9
8
20
5
44
12
10
17
44
44
6
11
13
19
3
16
18
2
15
21
25
30
4
14
27
31
46
28
22
51
32
29
23
26
41
52
1
24
34
40
48
49
50
42
39
38
33
54
36
35
53

118-V30-350

F. 給油潤滑関係 / Lubrication / Schmierung / Lubrification / Lubricación

REF.NO.	CODE	Q'TY	ヒンメイ	NAME OF PARTS	RM
1	S49992000	1	オイルホツトマド	OIL WINDOW	
2	S07333001	1	オイルクチハイプS	PIPE, S	
3	S07456000	1	ビニールチユーブ	OIL TUBE, L=160	
4	148738000	1	クミヒモ	WICK, L=335	
5	107149001	1	フエルト	FELT	
6	S37983001	1	ウワジクキユウユササエ	WICK SUPPORT	
7	062680612	1	ナベコ4.37-40X6	SCREW, PAN SM4.37-40X6	
8	025680232	1	ヒラザガネチユウ4.37	WASHER, PLAIN M 4.37	
9	028680242	1	バネザガネ2-4.37	WASHER, SPRING 2-4.37	
10	S10478000	1	ロツドキユウユフエルト	FELT	
11	S34986000	1	ビニルチユーブ	OIL TUBE, L=135	
12	S49982000	1	クミヒモ4X4	WICK, 4X4 L=400	
13	107149001	2	フエルト	FELT	
14	S49959001	1	テンビンキユウユササエ	WICK SUPPORT	
15	S10162201	1	ハリボウヒモササエ	WICK SUPPORT	
16	060670512	1	バインド357-40X5	SCREW, BIND SM3.57-40X5	
17	S49620000	2	ビニルチユーブ	OIL TUBE, L=340	
18	S49957000	1	クミヒモ4X4	WICK, 4X4 L=700	
19	S49622000	1	クミヒモ4X4	WICK, 4X4 L=130	
20	S49983000	1	クミヒモ4X4	WICK, 4X4 L=800	
21	S49984000	1	ヒラクミヒモ	FLAT WICK, L=200	
22	104567001	1	クミヒモササエ	WICK SUPPORT	
23	159565000	1	クミヒモ2.5X150	WICK, L=150	
24	S37985000	1	スイアゲフエルト	FELT	
25	S37986000	1	ビニルチユーブ	OIL TUBE, L=440	
26	S18093100	1	クミヒモ4X4	WICK, 4X4 L=1100	
27	145547001	1	チユーブホルダ	TUBE HOLDER	
28	062670512	1	ナベコ357-40X5	SCREW, PAN SM3.57-40X5	
29	S37987001	1	シタジクキユウユササエ	FELT SUPPORT	
30	S37988000	1	シタジクキユウユフエルト	FELT	
31	062680612	1	ナベコ4.37-40X6	SCREW, PAN SM4.37-40X6	
32	S09043000	1	フエルト	FELT	
33	152948001	1	オイルホツトマド	OIL WINDOW	
34	S49623000	1	ビニルチユーブ	OIL TUBE, L=280	
35	S49624000	1	ビニルチユーブ	OIL TUBE, L=260	
36	S49625000	1	ビニルチユーブ	OIL TUBE, L=160	
38	152969001	2	コードササエカネ	CORD SUPPORT	
39	062670512	2	ナベコ357-40X5	SCREW, PAN SM3.57-40X5	
40	148738000	1	クミヒモ	WICK, L=335	
41	148738000	1	クミヒモ	WICK, L=335	
42	152956001	1	クミヒモ4X4	WICK, 4X4 L=500	
44	228475000	3	ケツソクバンド1.9X80	FASTENING BAND, 1.9X80	
45	153924001	1	フエルト	FELT	
46	S49957000	1	クミヒモ4X4	WICK, 4X4 L=700	
47	S49958000	1	クミヒモ4X4	WICK, 4X4 L=70	
48	S49985000	1	ビニルチユーブ	OIL TUBE, L=170	
49	S49986000	1	ビニルチユーブ	OIL TUBE, L=110	
50	S49987000	1	ビニルチユーブ	OIL TUBE, L=150	
51	S49995001	1	コードササエカネ	CORD SUPPORT	
52	062670512	1	ナベコ357-40X5	SCREW, PAN SM3.57-40X5	
53	S49618000	1	ビニールチユーフ	OIL TUBE, L=210	
54	S49626000	1	クミヒモ3X3	WICK, 3X3 L=300	

G . 糸通シ関係 / Threading mechanism / Fadenführungsvorrichtung / Mécanisme de l´enfilage / Mecanismo del enhebrado

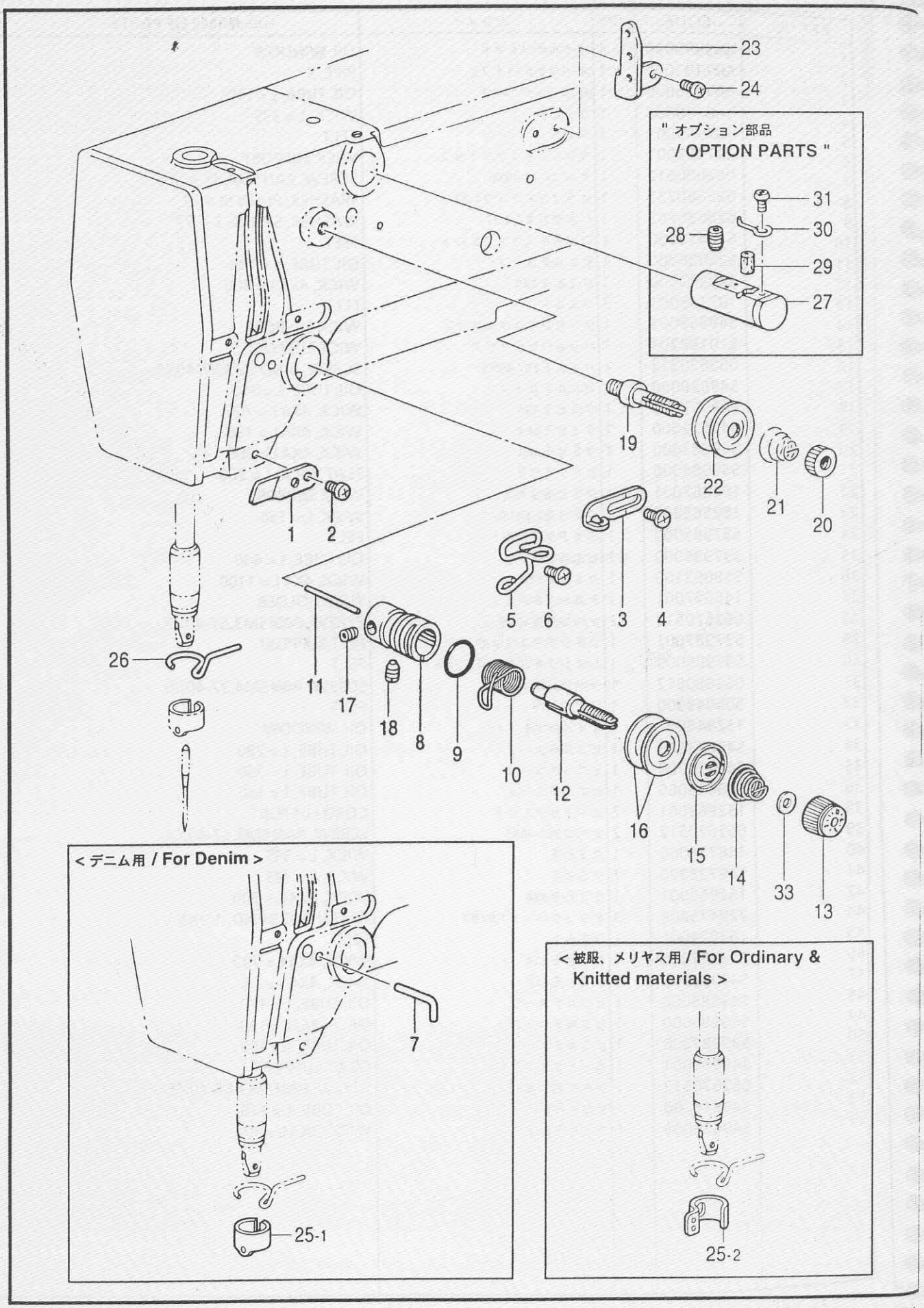

118-V30-401

G. 糸通シ関係 / Threading mechanism / Fadenführungsvorrichtung / Mécanisme de l'enfilage / Mecanismo del enhebrado

REF NO.	CODE	Q'TY	ヒンメイ	NAME OF PARTS	RM
1	152869001	1	アームイトミチ	THREAD GUIDE, ;ARM	
2	062710612	1	ナベコ476-32X6	SCREW, PAN SM4.76-32X6	
3	S49627001	1	アームイトカケ	THREAD GUIDE, ;ARM	
4	060670612	1	バインド357-40X6	SCREW, BIND SM3.57-40X6	
5	S51859001	1	アームイトアンナイ	THREAD GUIDE, ;ARM	
6	060670612	1	バインド357-40X6	SCREW, BIND SM3.57-40X6	
			＜デニム用＞	<For Denim>	
7	159224001	1	アームイトカケ	THREAD GUIDE, ;ARM	
8	152872001	1	イトチヨウシダイ	TENSION BRACKET	
9	114294001	1	Oリング	O RING	
10	※	1	イトトリバネ	THREAD TAKE-UP SPRING	
11	150551000	1	イトユルメヒン	TENSION RELEASE PIN	
12	116922001	1	イトチヨウシボウ	TENSION STUD	
13	S31032001	1	イトチヨウシナツト	TENSION NUT	
14	※	1	イトチヨウシバネ	SPRING, TENSION	
15	159805001	1	イトチヨウシサラオサエ	DISC PRESSER, ;TENSION	
16	145446001	2	イトチヨウシサラ	DISC, ;TENSION	
17	100402004	1	トメネジ3.57	SET SCREW, SM3.57	
18	S10469001	1	アナトメネジ5.95	SET SCREW, SOCKET SM5.95	
19	115186001	1	シユイトチヨウシボウ	TENSION STUD, ;MAIN	
20	100136001	1	イトチヨウシナツト	NUT, TENSION	
21	115188001	1	シユイトチヨウシバネ	SPRING, TENSION	
22	145446001	2	イトチヨウシサラ	DISC, ;TENSION	
23	152889001	1	ミツメイトカケ	THREAD RETAINER	
24	062670612	2	ナベコ357-40X6	SCREW, PAN SM3.57-40X6	
			＜デニム用＞	<For Denim>	
25-1	152890001	1	ハリホウイトアンナイA	THREAD GUIDE, A ;N-BAR	
			＜裏毀、メリヤス用＞	<For Ordinary & Knitted material>	
25-2	S41222101	1	ハリホウイトアンナイB	THREAD GUIDE, B ;N-BAR	
26	152891101	1	ハリホウメタルDイトアンナイ	THREAD GUIDE, ;N-BAR BUSH	
33	S12441001	1	チヨウシバネウエザガネ	WASHER	
			"オプション部品"	" OPTION PARTS "	
27	152881001	1	エキレイタイクミ	NEEDLE COOLER ASSY	
28	014680622	1	アナトメネジ4.37クボミ	SET SCREW, SOCKET (CP) SM4.37	
29	152883000	1	フエルト8X15.5	FELT, 8X15.5	
30	152884001	1	エキレイイトカケ	THREAD GUIDE, ;N-COOLER	
31	062670412	1	ナベコ357-40X4	SCREW, PAN SM3.57-40X4	

H . 糸巻関係 / Bobbin winder mechanism / Spuler / Mécanisme du bobineur / Mecanismo del devanador de la canilla

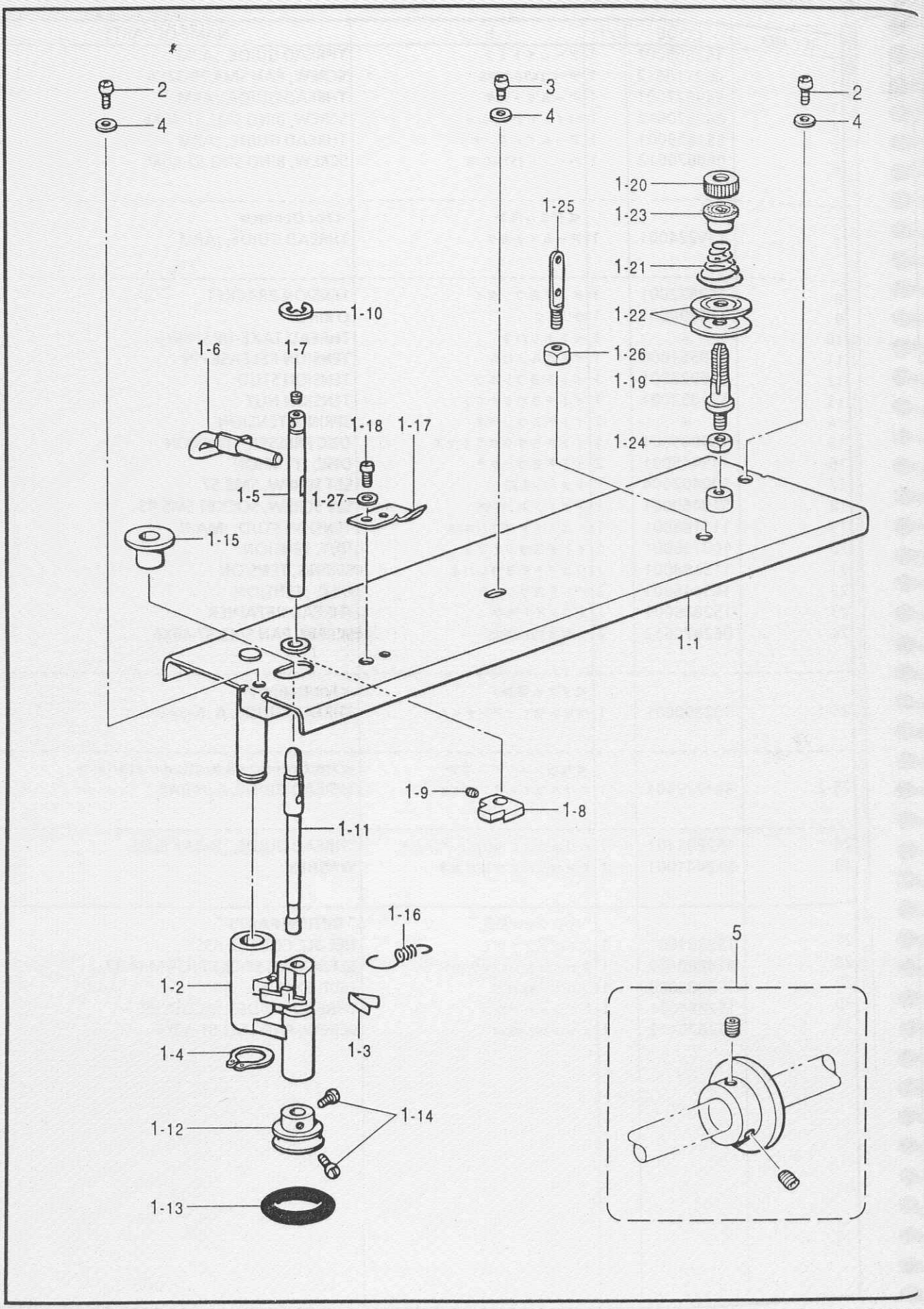

118-V30-402

H. 糸巻関係 / Bobbin winder mechanism / Spuler / Mécanisme du bobineur / Mecanismo del devanador de la canilla

REF.NO.	CODE	Q'TY	ヒンメイ	NAME OF PARTS	RM
1	S37990409	1	ウワフタ クミ	TOP COVER ASSY	
1-1	S37991109	1	ウワフタ	TOP COVER	
1-2	S37992100	1	イトマキウデ	BOBBIN WINDER ARM	
1-3	S37993000	1	イタバネ	SPRING, PLATE	
1-4	048100142	1	トメワジクヨウC10	RETAINING RING, EXTERNAL C10	
1-5	S37994001	1	イトマキツメジク	STUD, ;B-WINDER CLAW	
1-6	S37995101	1	ボビンオサエ	BOBBIN PRESSER	
1-7	014679320	1	アナトメネジ3.57クボミ	SET SCREW, SOCKET (CP) SM3.57	
1-8	S37996001	1	イトマキツメ	CLAW, ;B-WINDER	
1-9	014680622	1	アナトメネジ4.37クボミ	SET SCREW, SOCKET (CP) SM4.37	
1-10	048050342	1	トメワE5	RETAINING RING, E5	
1-11	S37997001	1	イトマキジク	SHAFT, ;B-WINDER	
1-12	154528001	1	イトマキクルマ	WHEEL, ;B-WINDER	
1-13	120448001	1	ゴムワ	RUBBER RING	
1-14	120990001	2	アタマツキトメネジ4.37	SET SCREW, (CP) SM4.37-40X8	
1-15	S10174000	1	ホコリヨケイタ	DUST GUARD PLATE	
1-16	S37998001	1	イトマキウデバネ	SPRING	
1-17	157968001	1	メス	KNIFE	
1-18	062680512	1	ナベコ437-40X5	SCREW, PAN SM4.37-40X5	
1-19	159574101	1	イトチヨウシボウ	TENSION STUD	
1-20	100136001	1	イトチヨウシナツト	NUT, TENSION	
1-21	144110001	1	シタルーハイトチヨウシバネ	TENSION ADJUSTING SPRING	
1-22	145446001	2	イトチヨウシサラ	DISC, ;TENSION	
1-23	144105000	1	チヨウシバネウエザガネ	FLANGE WASHER, ;T-SPRING	
1-24	021680202	1	ナツト2シユ4.37	NUT, 2 SM4.37	
1-25	141590001	1	イトトオシボウ	THREADING BAR, U	
1-26	100022004	2	ナツト5.95	NUT, SM5.95	
1-27	025680232	1	ヒラザガネチユウ4.37	WASHER, PLAIN M 4.37	
2	062681212	2	ナベコ437-40X12	SCREW, PAN SM4.37-40X12	
3	062680612	1	ナベコ4.37-40X6	SCREW, PAN SM4.37-40X6	
4	025680232	3	ヒラザガネチユウ4.37	WASHER, PLAIN M 4.37	
5	S47335101	1	イトマキフーリクミ	BOBBIN WINDER PULLEY ASSY	

J . 糸切り関係 / Thread trimmer mechanism / Fadenabschneidevorrichtung / Mécanisme de coupe-fil / Mecanismo de la cortadura de hiros

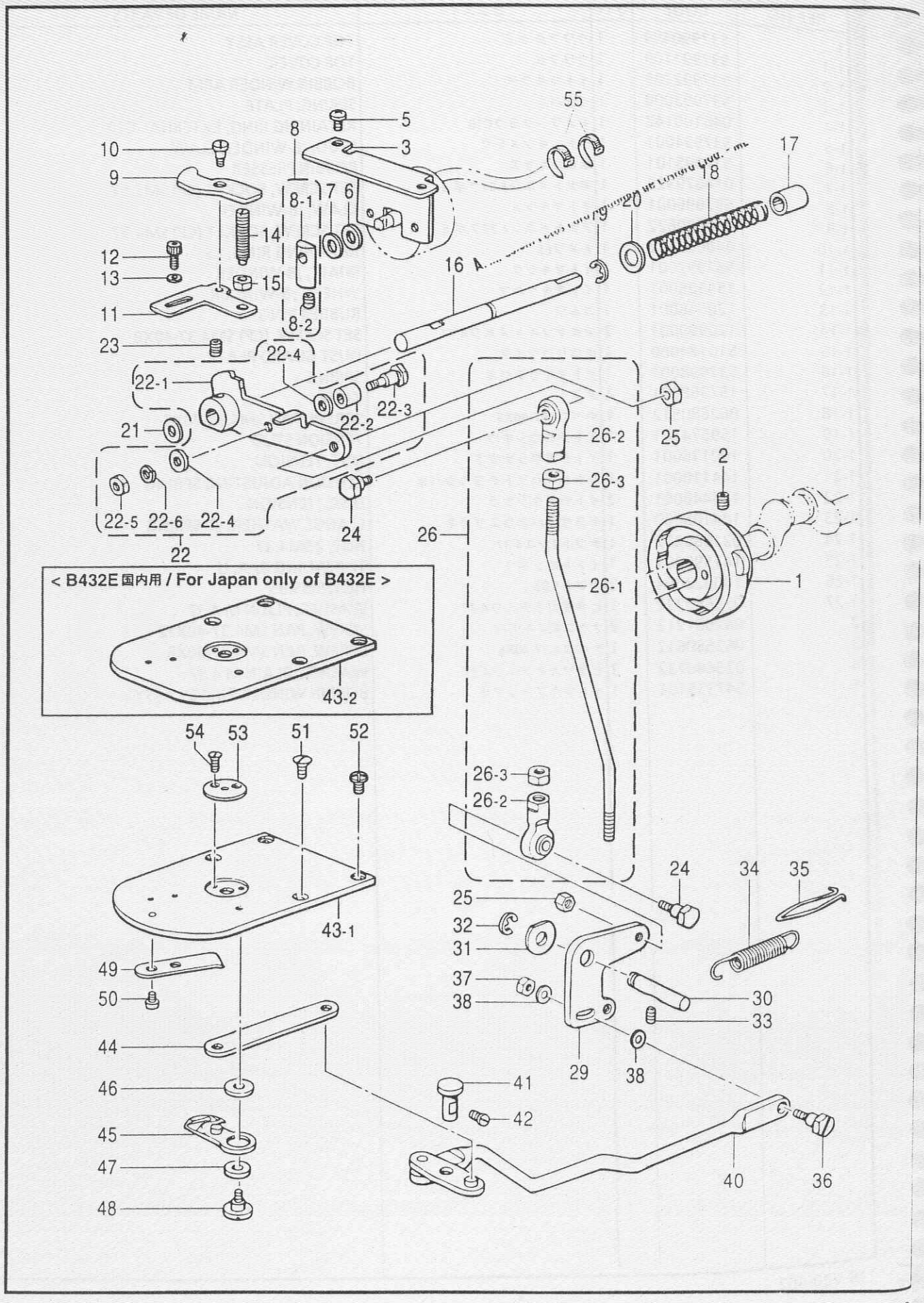

J. 糸切り関係 / Thread trimmer mechanism / Fadenabschneidevorrichtung / Mécanisme de coupe-fil / Mecanismo de la cortadura de hiros

REF NO.	CODE	Q'TY	ヒンメイ	NAME OF PARTS	RM
1	S49629001	1	イトキリカム	THREAD TRIMMER CAM	
2	014770622	2	アナトメネジ6.35クボミ	SET SCREW, SOCKET (CP) SM6.35	
3	S38002201	1	ソレノイドトリツケイタ	SETTING PLATE, ;SOLENOID	
5	060681212	2	バインド437-40X12	SCREW, BIND SM4.37-40X12	
6	154599000	1	ソレノイドクツシヨン	CUSHION, ;SOLENOID	
7	S02652001	1	サカネ	WASHER	
8	S23836001	1	ソレノイドレバークミ	SOLENOID LEVER ASSY	
8-1	S02654001	1	ソレノイトレバー	SOLENOID LEVER	
8-2	014680622	1	アナトメネジ4.37クボミ	SET SCREW, SOCKET (CP) SM4.37	
9	S38003101	1	クドウレバーオシレバー	PUSHING LEVER, ;D-LEVER	
10	S49645001	1	ダンネジ4.76	SHOULDER SCREW, SM4.76	
11	S38004002	1	クドウレバーストツハ <記号2>	DRIVING LEVER STOPPER, H = 0.3	Marked in 2
11	S38004003	1	クドウレバーストツハ <記号3>	DRIVING LEVER STOPPER, H = 0.6	Marked in 3
11	S38004004	1	クドウレバーストツハ <記号4>	DRIVING LEVER STOPPER, H = 0.45	Marked in 4
12	018681022	2	アナボルト4.37X10	BOLT, SOCKET SM4.37X10	
13	148847001	2	サカネ	WASHER, PLAIN 4.76	
14	159905001	1	トメヌイチヨウセツネジ	ADJUSTING SCREW	
15	105812003	1	ナツト7.94	NUT, SM7.94	
16	S49644001	1	クドウレバーアンナイジク	DRIVING LEVER SHAFT	
17	231071001	1	メタル8X15	BUSH, 8X15	
18	S32235001	1	ヌノオサエバネ	SPRING, COMPRESSION	
19	048070342	1	トメワE7	RETAINING RING, E7	
20	153596001	1	サカネ	WASHER	
21	154596000	1	イトキリカムレバークツシヨン	CUSHION	
22	S49646001	1	イトキリクトウレバークミ	TR-DRIVING LEVER ASSY	
22-1	S49647001	1	イトキリクトウレバー	TR-DRIVING LEVER	
22-2	153597001	1	シタイトサバキカラー	RETAINER COLLAR, ;L-THREAD	
22-3	S30033001	1	ダンネジ3.57	SHOULDER SCREW, SM3.57	
22-4	148813001	2	サカネ	WASHER	
22-5	106129001	1	ナツト3.57	NUT, SM3.57	
22-6	028350242	1	ハネサカネ2-3.5	WASHER, SPRING 2-3.5	
23	014770622	1	アナトメネジ6.35クボミ	SET SCREW, SOCKET (CP) SM6.35	
24	S02354001	2	タマツキテダンネジB	SHOULDER SCREW, B	
25	100022005	2	ナツト5.95	NUT, SM5.95	
26	S49648001	1	イトキリロツトクミ	THREAD TRIMMER ROD ASSY	
26-1	S49649001	1	イトキリロツド	THREAD TRIMMER ROD	
26-2	141492001	2	タマツキテクミ	JOINT ASSY	
26-3	100022005	2	ナツト5.95	NUT, SM5.95	
29	S49650001	1	イトキリレバー	THREAD TRIMMER LEVER	
30	S10195001	1	イトキリレバージク	SHAFT, ;THREAD TRIMMER LEVER	
31	110367001	1	サカネ	WASHER, PLAIN SPECIAL 8	
32	048060342	1	トメワE6	RETAINING RING, E6	
33	014760622	1	アナトメネジ5.95	SET SCREW, SOCKET SM5.95	
34	S38011001	1	イトキリモトシバネ	SPRING, EXTENSION	
35	S49651001	1	バネカケ	SPRING HOOK	
36	110233001	1	ダンネジ4.76	SHOULDER SCREW, SM4.76	
37	110161004	1	ナツト4.76	NUT, SM4.76	
38	S49994001	2	サカネ4.76	WASHER, PLAIN 4.76	
40	S38012001	1	レンカンレバークミ	CONNECTING ROD LEVER ASSY	
41	S10202101	1	レンカンレバージク	LEVER SHAFT	
42	121007001	1	タマツキトメネジ4.37	SET SCREW, SM4.37	
43	S38015001	1	<B430E,B431E,B433E, B432E輸出用> ハリイタ	<For B430E,B431E,B433E & Export of B432E> NEEDLE PLATE	
43-2	S40916001	1	<B432E国内用> ハリイタC	<For Japan only of B432E> NEEDLE PLATE, C	

J . 糸切り関係 / Thread trimmer mechanism / Fadenabschneidevorrichtung / Mécanisme de coupe-fil / Mecanismo de la cortadura de hiros

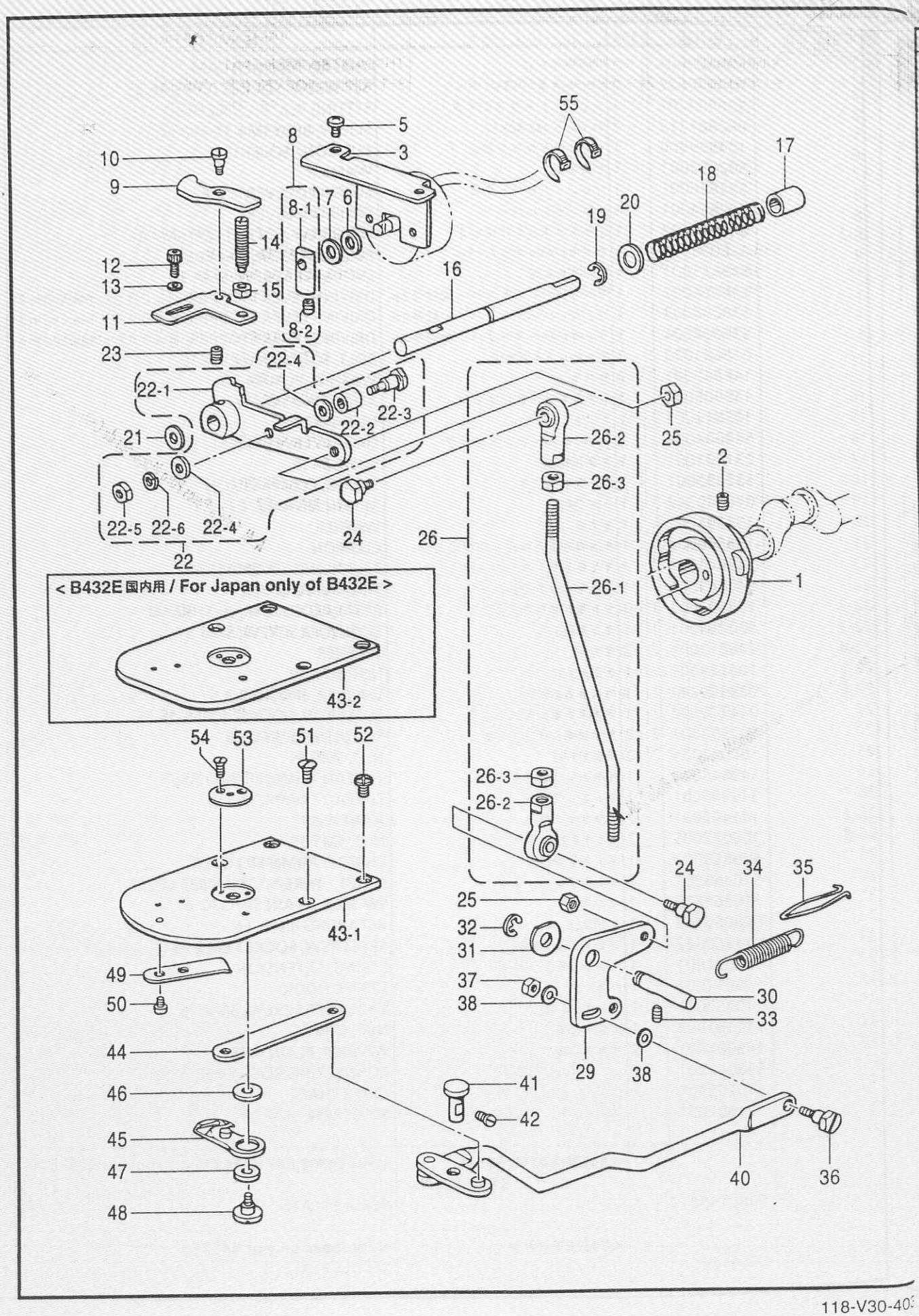

1. 糸切り関係 / Thread trimmer mechanism / Fadenabschneidevorrichtung / Mécanisme de coupe-fil / Mecanismo de la cortadura de hiros

REF.NO.	CODE	Q'TY	ヒンメイ	NAME OF PARTS	RM
44	S38016001	1	イトキリレンカン	THREAD TRIMMER CONNECTING ROD	
45	S49988001	1	イドウハNクミ	MOVABLE KNIFE ASSY, N	
46	S10208001	1	イドウハカンザ .... <t=0.4>	SPACER, MOVABLE KNIFE T=0.4 .. <t=0.4>	
46	S10208002	1	イドウハカンザ .... <t=0.5>	SPACER, MOVABLE KNIFE T=0.5 .. <t=0.5>	
46	S10208003	1	イドウハカンザ .... <t=0.6>	SPACER, MOVABLE KNIFE T=0.6 .. <t=0.6>	
47	S00705001	1	イドウハカラー	COLLAR, MOVABLE KNIFE	
48	S10209101	1	シメネジ4.37	SCREW, SM4.37	
49	S10210201	1	コテイハ	FIXED KNIFE	
50	111140002	2	シメネジ2.38	SCREW, SM2.38	
51	100032004	2	サラネジ4.37	SCREW, FLAT SM4.37-40X8	
52	S11244001	2	シメネジ4.37	SCREW, SM4.37	
53	※	1	ハリアナイタ	NEEDLE HOLE PLATE	
54	100360003	2	サラネジ2.38	SCREW, FLAT SM2.38	
55	228475000	2	ケツソクバンド1.9X80	FASTENING BAND, 1.9X80	

K . 糸払イ関係 / Thread wiper mechanism / Fadenwischvorrichtung / Mécanisme de tire-fil / Mecanismo del limpiador de hilo

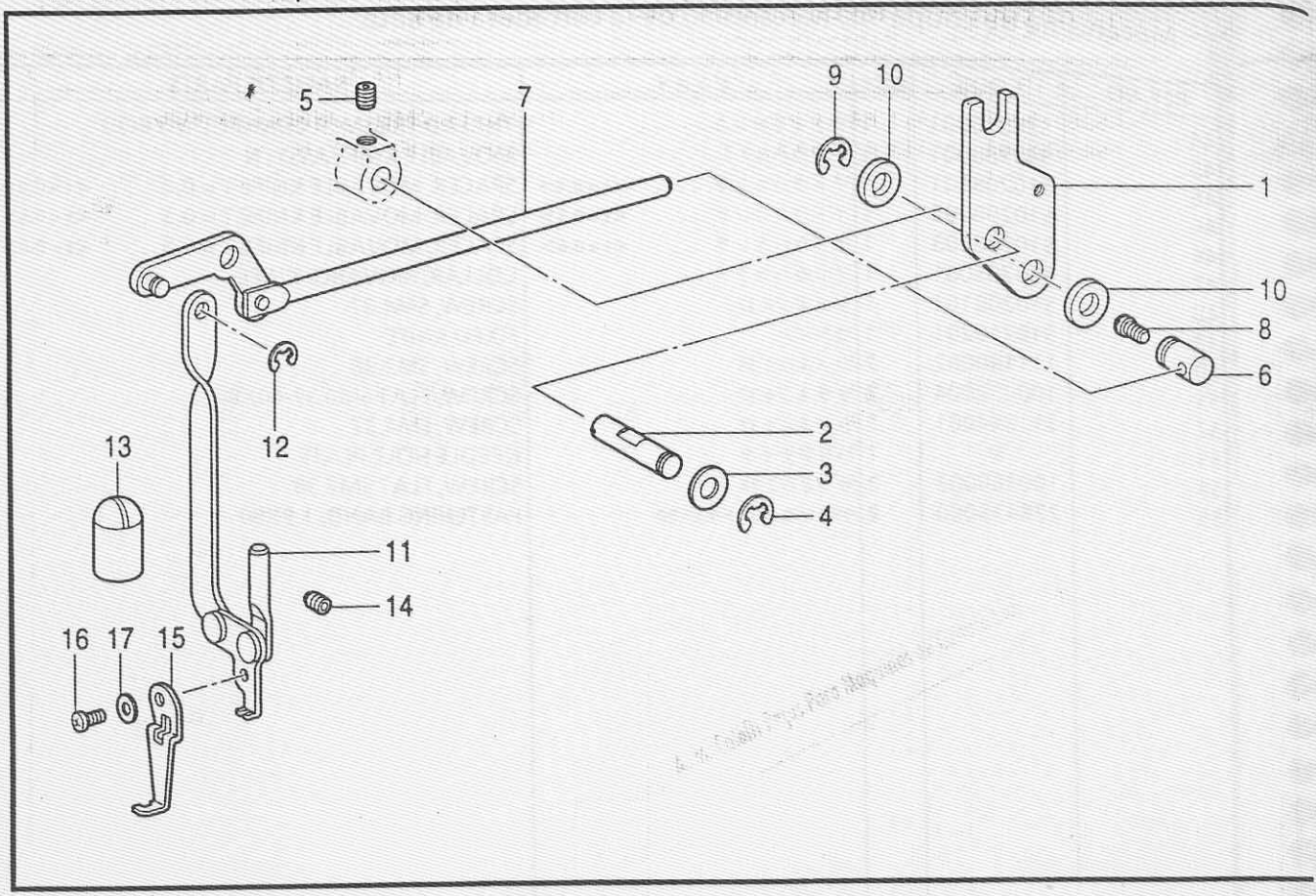

118-V30-405

L . 糸取リ関係 / Thread take-up mechanism / Fadenabnahmevorrichtung / Releveur de fil / Mecanismo de tirahilos

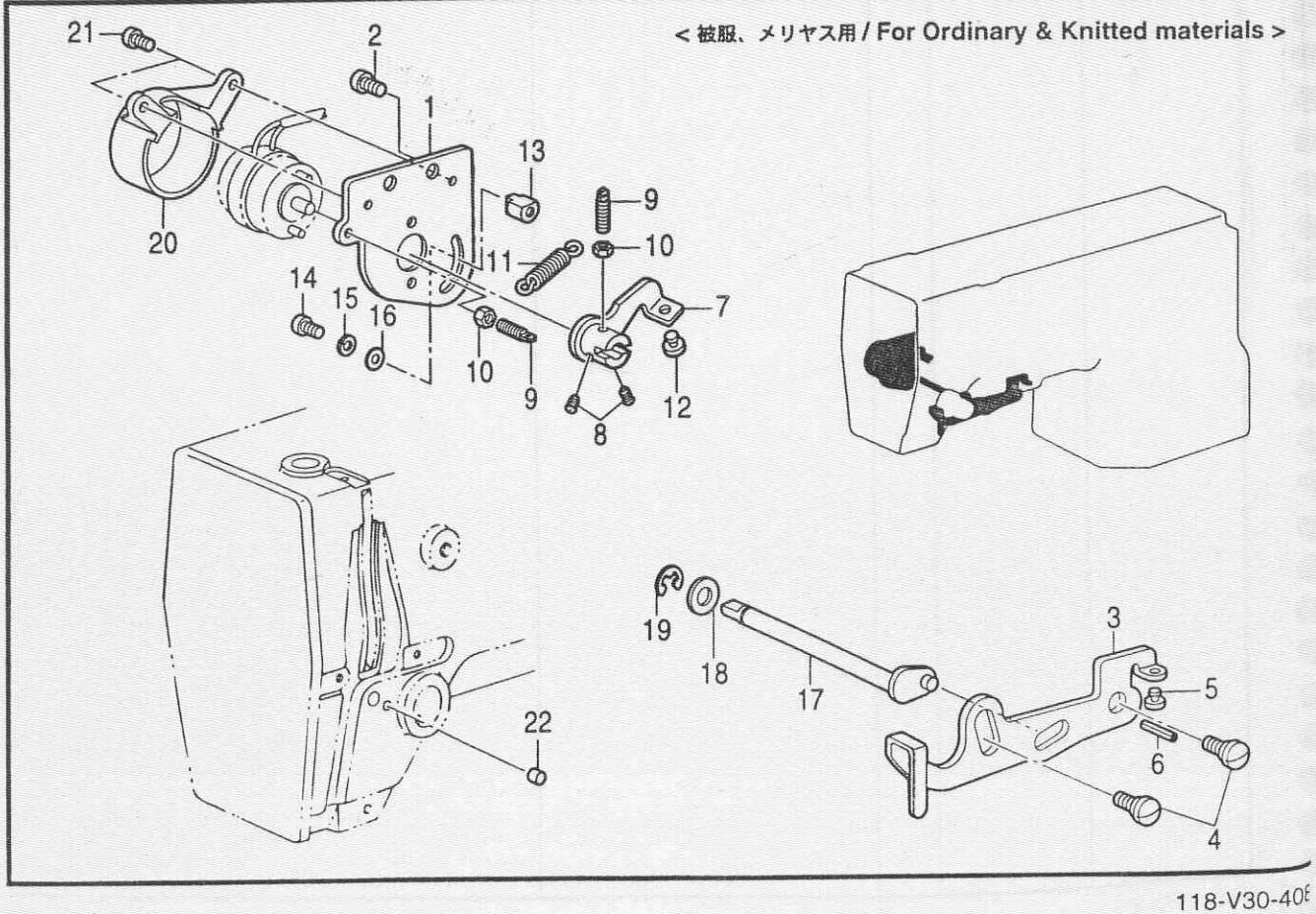

118-V30-406

K. 糸払イ関係 / Thread wiper mechanism / Fadenwischvorrichtung / Mécanisme de tire-fil / Mecanismo del limpiador de hilo

REF.NO.	CODE	Q'TY	ヒンメイ	NAME OF PARTS	RMK
	S49652101	1	ワイハークドウレバー	DRIVING LEVER, ;THREAD WIPER	
1	152822101	1	ワイハージク	SHAFT, ;THREAD WIPER	
2	025770232	1	ヒラザガネチユウ6.35	WASHER, PLAIN M 6.35	
3	048040342	1	トメワE4	RETAINING RING, E4	
4	014760622	1	アナトメネジ5.95	SET SCREW, SOCKET SM5.95	
5	S38024001	1	ワイハーロツドジク	THREAD WIPER ROD SHAFT	
6	S38025001	1	ワイハーロツドクミ	THREAD WIPER ROD ASSY	
7	145992001	1	アタマツキトメネジ4.37	SET SCREW, SM4.37	
8	048060342	1	トメワE6	RETAINING RING, E6	
9	116629001	2	ザガネ	WASHER	
10					
			<B430E,B433E用>	<For B430E & B433E>	
11	152823001	1	ワイハーウデクミ	THREAD WIPER ARM ASSY	
			<B431E,B432E用>	<For B431E & B432E>	
11	S41284201	1	ワイハーウデクミ	THREAD WIPER ARM ASSY	
12	048030342	1	トメワE3	RETAINING RING, E3	
13	152827009	1	オイルキリセン	OIL CAP	
14	014710522	1	アナトメネジ4.76クボミ	SET SCREW, SOCKET (CP) SM4.76	
15	156206001	1	ワイハーA	THREAD WIPER, A	
16	062670512	1	ナベコ357-40X5	SCREW, PAN SM3.57-40X5	
17	025350132	1	ヒラザガネシヨウ	WASHER, PLAIN S 3.5	

118-V30-405

L. 糸取リ関係 / Thread take-up mechanism / Fadenabnahmevorrichtung / Releveur de fil / Mecanismo de tirahilos

REF.NO.	CODE	Q'TY	ヒンメイ	NAME OF PARTS	RMK
			<被服、メリヤス用>	<For Ordinary & Knitted materials>	
1	S49659001	1	ソレノイドトリツケイタ	SETTING PLATE, ;SOLENOID	
2	062710812	2	ナベコ476-32X8	SCREW, PAN SM4.76-32X8	
3	S49660001	1	イトトリレバー	LEVER	
4	107321003	2	ダンネジ4.76	SHOULDER SCREW, SM4.76	
5	S19748001	1	サドウクランククツシヨン	CUSHION	
6	047401442	1	スプリングピンAW4	PIN, SPRING ROLL AW4	
7	S49661001	1	ソレノイドツギテ	SOLENOID JOINT	
8	S01998001	2	アタマツキトメネジ3.57	SET SCREW, SM3.57	
9	110251001	2	ヌノオサエウデバネカケ	SPRING HOOK	
10	021670102	2	ナツト1シユ3.57	NUT, 1 SM3.57	
11	S34883001	1	イトキリバネ	SPRING, EXTENSION	
12	S19748001	1	サドウクランククツシヨン	CUSHION	
13	S49663001	1	ナツト3.57	NUT, SM3.57	
14	062671012	1	ナベコ357-40X10	SCREW, PAN SM3.57-40X10	
15	028350242	1	バネザガネ2-3.5	WASHER, SPRING 2-3.5	
16	025350332	1	ヒラザガネダイ3.5	WASHER, PLAIN L 3.5	
17	S49662001	1	イトトリレバークランク	CRANK, ;THREAD TAKE-UP LEVER	
18	155559001	1	ヒラザガネ	WASHER, PLAIN	
19	048040342	1	トメワE4	RETAINING RING, E4	
20	S49664000	1	イトトリソレノイドカバー	COVER, ;THR. TAKE-UP SOLENOID	
21	062670812	2	ナベコ3.57-40X8	SCREW, PAN SM3.57-40X8	
22	S20878000	1	ニムセン5.3	RUBBER CAP, 5.3	

118-V30-408

M . 糸締メ関係 / Thread nipper mechanism / Fadenspannvorrichtung / Mécanisme de pince-fil / Mecanismo de la mordaza para hilo

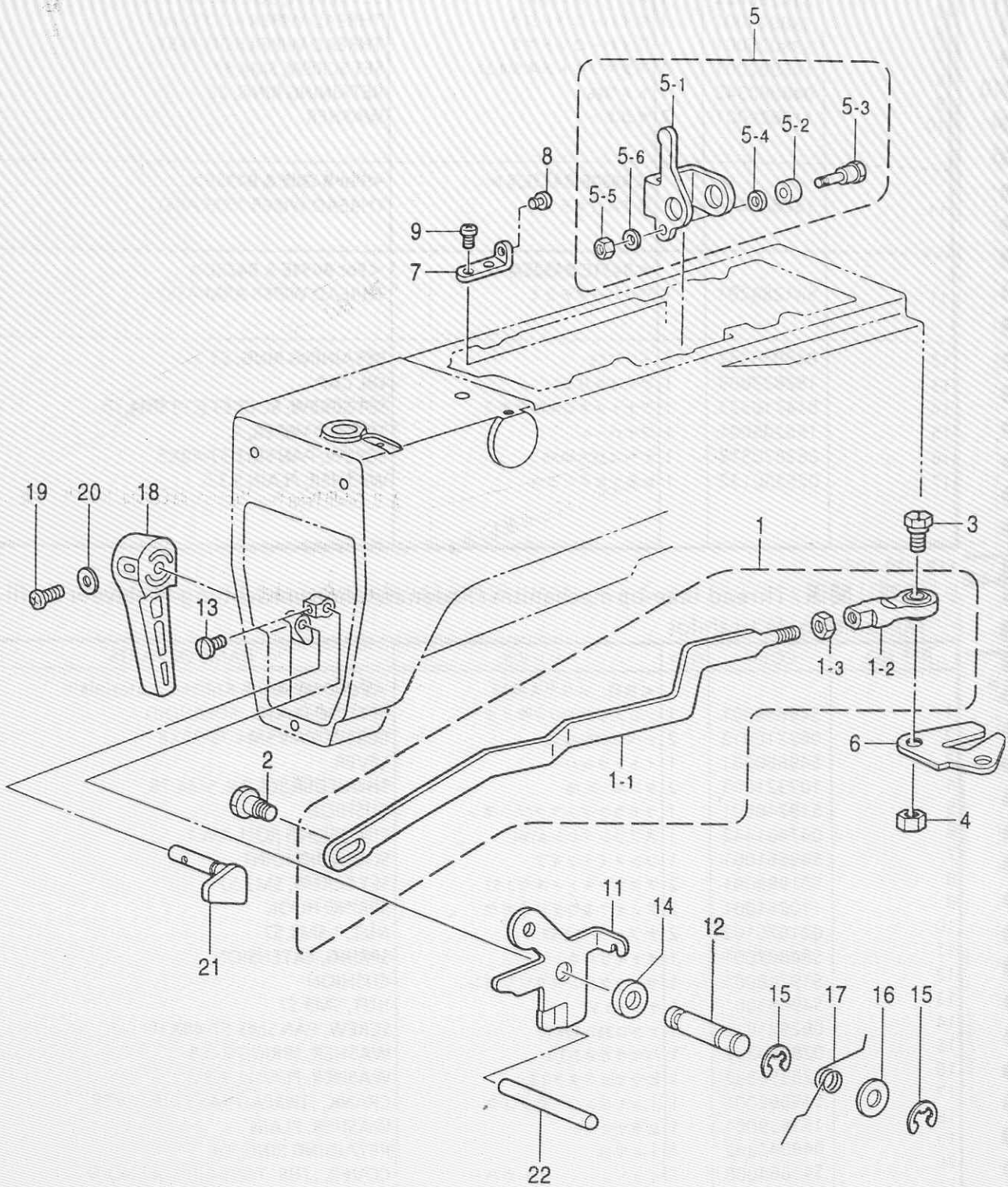

118-V30-4

M . 糸締メ関係 / Thread nipper mechanism / Fadenspannvorrichtung / Mécanisme de pince-fil / Mecanismo de la mordaza para hilo

REF.NO.	CODE	Q'TY	ヒンメイ	NAME OF PARTS	RM
1	S49665001	1	イトユルメロツドクミ	TENSION RELEASE ROD ASSY	
1-1	S49666001	1	イトユルメロツド	TENSION RELEASE ROD	
1-2	141492001	1	タマツギテクミ	JOINT ASSY	
1-3	100022005	1	ナツト5.95	NUT, SM5.95	
2	145478101	1	ダンネジ4.76	SHOULDER SCREW, SOCKET SM4.76	
3	S02354001	1	タマツギテダンネジB	SHOULDER SCREW, B	
4	100022005	1	ナツト5.95	NUT, SM5.95	
5	S49653001	1	イトユルメクドウレバークミ	T-RELEASE DRIVING LEVER ASSY	
5-1	S49654001	1	イトユルメクドウレバー	TENSION RELEASE DRIVING LEVER	
5-2	153597001	1	シタイトサバキカラー	RETAINER COLLAR, ;L-THREAD	
5-3	S30033001	1	ダンネジ3.57	SHOULDER SCREW, SM3.57	
5-4	S49655001	1	カラー	COLLAR	
5-5	106129002	1	ナツト3.57	NUT, SM3.57	
5-6	028350242	1	バネザガネ2-3.5	WASHER, SPRING 2-3.5	
6	S49656001	1	イトユルメレバーU	TENSION RELEASE LEVER, U	
7	S49657001	1	ユルメレバーUストツパ	STOPPER, U	
8	S19748001	1	サドウクランククツシヨン	CUSHION	
9	062680812	2	ナベコ437-40X8	SCREW, PAN SM4.37-40X8	
11	S38032001	1	イトユルメレバー	TENSION RELEASE LEVER	
12	S46734001	1	オサエアゲレバージク	SHAFT, P-BAR LIFTER LEVER	
13	S01998001	1	アタマツキトメネジ3.57	SET SCREW, SM3.57	
14	S38033001	1	カラー13	COLLAR, 13	
15	048040342	2	トメワE4	RETAINING RING, E4	
16	109763002	1	ザガネ	WASHER	
17	145475101	1	オサエアゲレバーバネ	SPRING	
18	S31006001	1	オサエアゲテコ	PRESSER BAR LIFTER	
19	062351216	1	ナベコ35X12	SCREW, PAN M3.5X12	
20	102707001	1	ザガネ	WASHER	
21	S31952001	1	オサエアゲクランク	PRESSER BAR LIFTER CRANK	
22	S10239001	1	イトユルメボウ	TENSION RELEASE STUD	

N . 針位置検出器関係 / Synchronizer / Synchronisator / Synchronisateur /Sincronizador

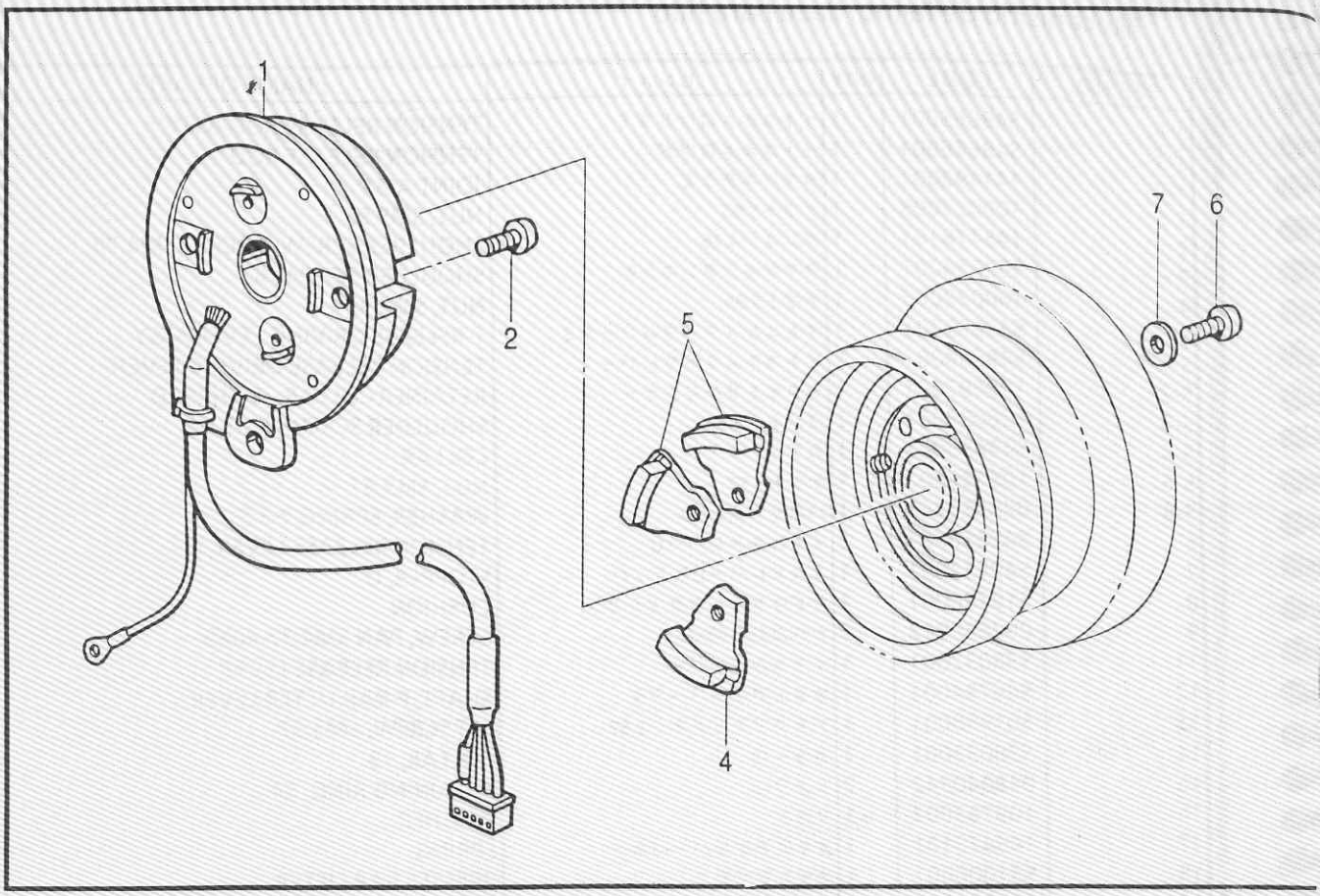

118-V30-501

P . プリント基板関係 / Printed circuit board mechanism / Leiterplatten / Circuits imprimés / Tableros de circuitos impresos

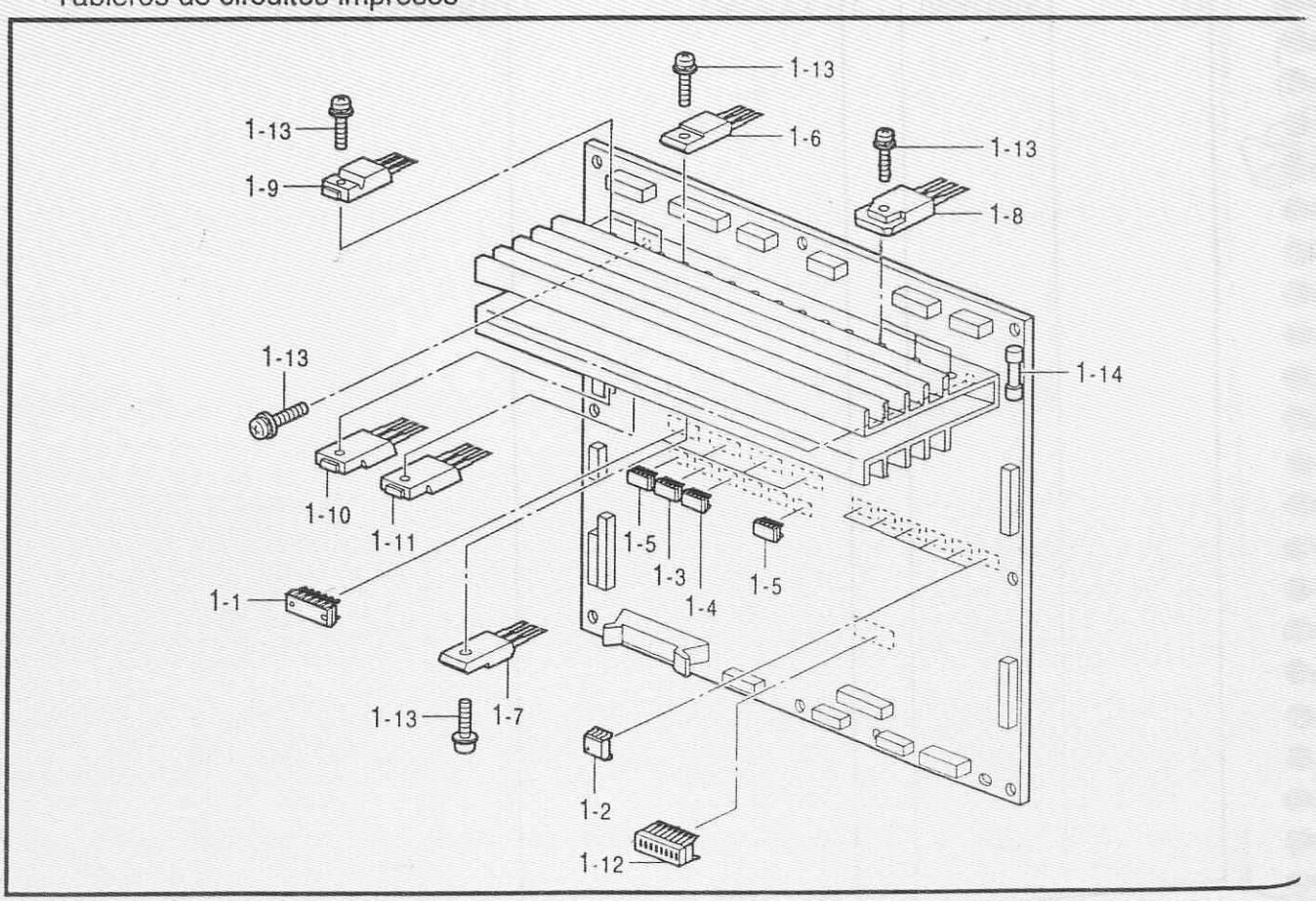

118-V30-5

N．針位置検出器関係 / Synchronizer / Synchronisator / Synchronisateur / Sincronizador

REF.NO.	CODE	Q'TY	ヒンメイ	NAME OF PARTS	RM
	S48666001	1	シンクロナイザクミ	SYNCHRONIZER ASSY	
1	062400806	2	ナベコ4X8	SCREW, PAN M4X8	
2	S38080001	1	ハリシタジシヤククミ	MAGNET ASSY, D	
4	S38082001	2	ハリウエジシヤククミ	MAGNET ASSY, U	
5	062681412	3	ナベコ437-40X14	SCREW, PAN SM4.37-40X14	
6	025680132	3	ヒラザガネシヨウ4.37	WASHER, PLAIN S 4.37	
7					

V30-501 118-V30-501

P．プリント基板関係 / Printed circuit board mechanism / Leiterplatten / Circuits imprimés / Tableros de circuitos impresos

REF.NO.	CODE	Q'TY	ヒンメイ	NAME OF PARTS	RM
1	S49479001	1	メインキバンクミ	MAIN CIRCUIT BOARD ASSY	
1-1	S29019000	4	ICM54640P	IC:M54640P	
1-2	S43178000	6	PHカフラPC9231	PHOTO COUPLER, :PC9231	
1-3	093650008	1	CMOSIC74HC08F	IC :74HC08F	
1-4	093650032	1	CMOSIC74HC32F	IC :74HC32F	
1-5	091170009	2	BIPIC74LS09F	IC:74LS09F-T	
1-6	S49484000	8	MOSFETFS10KMJ-2	TRANSISTOR, FET :10KMJ-2	
1-7	S49485000	8	MOSFETFX6KMJ-2	TRANSISTOR, FET :6KMJ-2	
1-8	S49471000	6	MOSFETFK18SM-12	TRANSISTOR, FET :18SM-12	
1-9	S38155000	3	MOSFET2SK1306	TRANSISTOR, :2SK1306	
1-10	S50645000	1	MOSFET2SK1307	TRANSISTOR, FET :2SK1307	
1-11	S49486000	1	MOSFET2SJ222	TRANSISTOR, FET :2SJ222	
1-12	U32744000	1	DIPSWDSS708	DIP SWITCH:DSS708	
1-13	0A4301005	31	+ナヘサクミ3X10DA	SCREW, PAN (S/P WASHER) M3X10	
1-14	S48578000	1	GFUSE5AFBリードツキ	GLASS FUSE, 5A ;W/LEED WIRE	

118-V30-518

Q1 . コントロールボックス関係 / Control box mechanism / Schaltkasten / Mécanisme du boîtier de contrôle / Mecanismo de la caja de controles

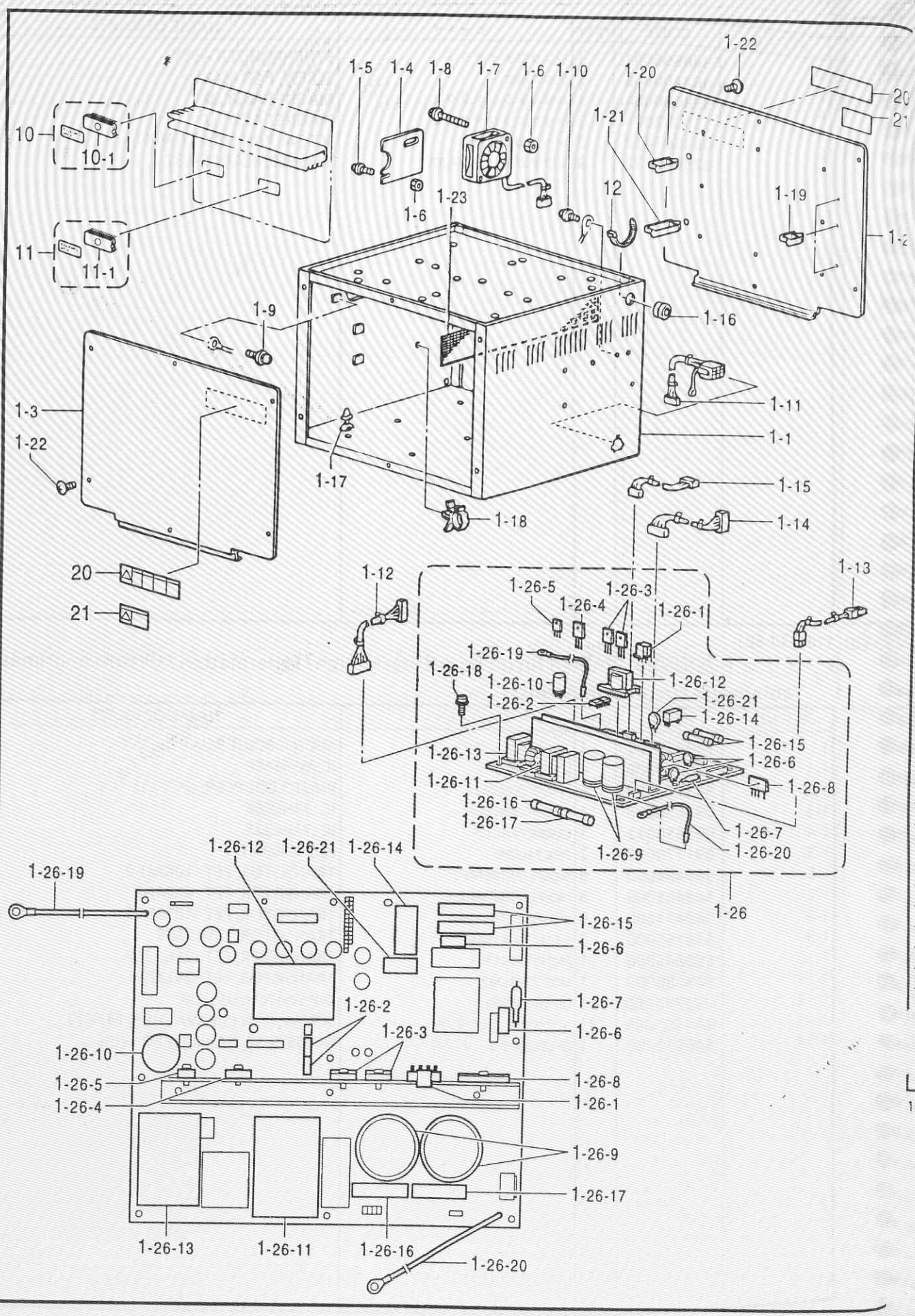

118-V30-50

Q1. コントロールボックス関係 / Control box mechanism / Schaltkasten / Mécanisme du boîtier de contrôle / Mecanismo de la caja de controles

REF.NO.	CODE	Q'TY	ヒンメイ	NAME OF PARTS	RM
1	S49467001	1	ボツクスクミ	BOX ASSY	
1-1	S49468001	1	デンゲンボツクス	POWER SUPPLY BOX	
1-2	S49469001	1	メインキバントリツケイタ	SETTING PLATE, ;MAIN PCB	
1-3	S49470001	1	ボツクスフタ	BOX COVER	
1-4	S38093000	1	コードオサエイタ	HOLDER PLATE	
1-5	0A5401206	2	+ナベザクミ4X12DB	SCREW, PAN (S/P WASHER) M4X12	
1-6	021400206	2	2シユナツト4	NUT, 2 M4	
1-7	S47692000	1	DCファンモータクミ	FAN MOTOR ASSY, DC	
1-8	0A5403006	2	+ナベザクミ4X30DB	SCREW, PAN (S/P WASHER) M4X30	
1-9	0A5400806	1	+ナベザクミ4X8DB	SCREW, PAN (S/P WASHER) M4X8	
1-10	0A5401206	2	+ナベザクミ4X12DB	SCREW, PAN (S/P WASHER) M4X12	
1-11	S42260000	1	フツトSWコード434クミ	FOOT SWITCH HARNESS ASSY, 434	
1-12	S38107100	1	セイギヨデンゲンコード	POWER SUPPLY HARNESS, CONTROL	
1-13	S38108000	1	モータデンゲンコード	POWER SUPPLY HARNESS, MOTOR	
1-14	S38109100	1	ゲートデンゲンコード	POWER SUPPLY HARNESS, H-P	
1-15	S38110000	1	PERコード	POWER HARNESS	
1-16	S11949000	1	コムブツシユ	RUBBER BUSH	
1-17	S00554000	17	サポート6NS	SUPPORT, 6NS	
1-18	S31760000	2	CKSクランフ26L	CORD CLAMP, 26-L	
1-19	S43275000	6	コードクランフWS2NS	CORD CLAMP, WS2NS	
1-20	S43276000	4	コードクランフWS3NS	CORD CLAMP, WS3NS	
1-21	S43277000	1	コードクランフWS4NS	CORD CLAMP, WS4NS	
1-22	008400604	12	+トラスコ4X6	SCREW, TRUSS M4X6	
1-23	S38116000	1	ホウジンアミ	FRAGMENT PROTECTOR NET	
1-26	S49939001	1	デンゲンキバンクミ	POWER SUPPLY PCB ASSY	
1-26-1	S43177000	1	ICMA3830	IC, :MA3830	
1-26-2	S43184000	2	PHカフラPC923	PHOTO COUPLER, ;PC923	
1-26-3	S49586000	2	MOSFET2SK1941	TRANSISTOR, FET ;2SK1941	
1-26-4	S43180000	1	FRDPG905C4	DIODE, :PG905C4	
1-26-5	S38203000	1	SBDYG802C04R	DIODE, :YG8022C04R	
1-26-6	S38201000	2	バリスタV14D471	VARISTOR, :V14D471	
1-26-7	232384001	1	Sアブソバ DSA362MA	SURGE ABSORBER, ;DSA362MA	
1-26-8	S49071000	1	DBRD25XB60	DIODE BRIDGE, :25XB60	
1-26-9	S38205000	1	デンC250B182	CAPACITOR, :250B182	
1-26-10	S38206000	1	デンC63B272	CAPACITOR, :63B272	
1-26-11	S43175000	1	トランスETS54AA159	TRANSFORMER, ALUM-ELEC:54AA159	
1-26-12	S43176000	1	トランスETS35AD199	TRANSFORMER, ALUM-ELEC:35AD199	
1-26-13	S43181000	1	コイルETS49AD289AC	COIL,:49AD289AC	
1-26-14	S38208000	1	RYJW1AFSNDC5V	RELAY, :JW1AFSN	
1-26-15	153242000	2	ヒユーズ6A	FUSE, 6A	
1-26-16	S08030000	1	Gヒユーズ5AFB	FUSE, 5A ;FB	
1-26-17	S48580000	1	GFUSE7AFB	FUSE, 7A ;FB	
1-26-18	0A4301005	8	+ナベザクミ3X10DA	SCREW, PAN (S/P WASHER) M3X10	
1-26-19	S43189000	1	PCBE1コード	HARNESS, PC-BE1	
1-26-20	S43187000	1	PCBE2コード	HARNESS, PC-BC2	
1-26-21	S49472000	1	サーミスタ6D-22	THERMISTOR :6D-22	
10	S49477000	1	PROMセイギヨクミ	PROM ASSY, CONTROL	
10-1	UA4817000	1	MOSLSI27C2001	EPROM:27C2001	

118-V30-502

※ RM欄に※が付いている部品をご注文頂きますと、基板等必要な部品が一式入ったセットになっております。

※ When ordering parts which have an asterisk (※) in the RM column, these parts will be supplied as a set together with other necessary parts such as circuit boards.

※ Bei Bestellung von Teile mit einem Asterrikus (※) aus der Kolonne RM werden diese Teile als Saatz, zusammen mit anderen notwendigen Teilen, wie Schaltplatimen geliefert.

※ Si l'on commande des pièces désignees par un astérisque (※) dans la colonne RM, ces pièces seront fournies en jeu avec les autres pièces nécessaires telles que des plaquettes.

※ Al ordenar partes que tienen un asterisco (※) en la columna RM, estas partes serán suministradas como un juego junto con otras partes necesarias como los tableros de circuitos.

Q1. コントロールボックス関係 / Control box mechanism / Schaltkasten / Mécanisme du boîtier de contrôle / Mecanismo de la caja de controles

REF.NO.	CODE	Q'TY	ヒンメイ	NAME OF PARTS
11	S49478000	1	PROMモータクミ	PROM ASSY, MOTOR
11-1	S38143000	1	CMOSLSI27C512	CMOS LSI, 27C512
12	228475000	1	ケツソクバンド1.9X80	FASTENING BAND, 1.9X80
20	S38352101	2	<輸出用> デンゲキラベル.4カコク	<For Export only> LABEL, ELEC. SHOCK 4 LANG.
21	S38353101	2	<国内用> デンゲキラベル.ワ	<For Japan only> ----------
H-1	S49501001	1	<B430E,B431E,B432E用> <三相200V,220V用> ボツクスソウクミA1	<For B430E,B431E & B432E> <For "3-Phase 200V & 220V AC "> BOX SET, A1 3-P. ;200/220V AC
H-2	S49502001	1	<単相220V,230V用> ボツクスソウクミA2	<For "1-Phase 200V & 230V AC "> BOX SET, A2 1-P. ;220/230V AC
H-3	S49503001	1	<単相100V用> ボツクスソウクミB1	<For Japan only> ----------
H-4	S49504001	1	<単相110V,120V用> ボツクスソウクミB2	<For "1-Phase 110V & 120V AC "> BOX SET, B2 ;1-P. 110V AC
H-5	S49505001	1	<三相415V用> ボツクスソウクミC1	<For "3-Phase 415V AC "> BOX SET, C1 ;3-P. 415V AC
H-6	S49506001	1	<三相380V用> ボツクスソウクミC2	<For "3-Phase 380V AC "> BOX SET, C2 ;3-P. 380V AC
H-7	S49507001	1	<単相240V用> ボツクスソウクミC3	<For "1-Phase 240V AC "> BOX SET, C3 ;1-P. 240V AC
H-8	S49508001	1	<三相400V用> ボツクスソウクミE	<For "3-Phase 400V AC "> BOX SET, E ;3-P. 400V AC
H-9	S49509001	1	<単相230V用> ボツクスソウクミF	<For "1-Phase 230V AC "> BOX SET, F ;1-P. 230V AC
H-1	S49501002	1	<B433E用> <三相200V,220V用> ボツクスソウクミA1	<For B433E> <For "3-Phase 200V & 220V AC "> BOX SET, A1 ;3-P. 200/220V AC
H-2	S49502002	1	<単相220V,230V用> ボツクスソウクミA2	<For "1-Phase 200V & 230V AC "> BOX SET, A2 ;1-P. 220/230V AC

118-V30-502

☆ RM欄に※が付いている部品をご注文頂きますと、基板等必要な部品が一式入ったセットになっております。

☆ When ordering parts which have an asterisk (※) in the RM column, these parts will besupplied as a set together with other necessary parts such as circuit boards.

☆ Bei Bestellung von Teile mit einem Asterrikus (※) aus der Kolonne RM werden diese Teile als Saatz, zusammen mit anderen notwendigen tilen, wie Schaltplatimen geliefert.

☆ Si l'on commande des pièces désignées par un astérisque (※) dans la colonne RM, ces pièces seront fournies en jeu avec les autres pièces nécessaires telles que des plaquettes.

☆ Al ordenar partes que tienen un asterisco (※) en la columna RM, estas partes serán suministradas como un juego junto con otras partes necesarias como los tableros de circuitos.

Q1. コントロールボックス関係 / Control box mechanism / Schaltkasten / Mécanisme du boîtier de contrôle / Mecanismo de la caja de controles

REF.NO.	CODE	Q'TY	ヒンメイ	NAME OF PARTS	RM
			＜単相100V用＞	＜For Japan only＞	
H-3	S49503002	1	ボツクスソウクミB1	----------	※
			＜単相110V,120V用＞	＜For "1-Phase 110V & 120V AC "＞	
H-4	S49504002	1	ボツクスソウクミB2	BOX SET, B2 ; 1-P. 110V AC	※
			＜三相415V用＞	＜For "3-Phase 415V AC "＞	
H-5	S49505002	1	ボツクスソウクミC1	BOX SET, C1 ; 3-P. 415V AC	※
			＜三相380V用＞	＜For "3-Phase 380V AC "＞	
H-6	S49506002	1	ボツクスソウクミC2	BOX SET, C2 ; 3-P. 380V AC	※
			＜単相240V用＞	＜For "1-Phase 240V AC "＞	
H-7	S49507002	1	ボツクスソウクミC3	BOX SET, C3 ; 1-P. 240V AC	※
			＜三相400V用＞	＜For "3-Phase 400V AC "＞	
H-8	S49508002	1	ボツクスソウクミE	BOX SET, E ; 3-P. 400V AC	※
			＜単相230V用＞	＜For "1-Phase 230V AC "＞	
H-9	S49509002	1	ボツクスソウクミF	BOX SET, F ; 1-P. 230V AC	※

※ RM欄に※が付いている部品をご注文頂きますと、基板等必要な部品が一式入ったセットになっております。
※ When ordering parts which have an asterisk (※) in the RM column, these parts will be supplied as a set together with other necessary parts such as circuit boards.
※ Bei Bestellung von Teile mit einem Asterrikus (※) aus der Kolonne RM werden diese Teile als Saatz, zusammen mit anderen notwendigen Teilen, wie Schaltplatinen geliefert.
※ Si l'on commande des pièces désignées par un astérisque (※) dans la colonne RM, ces pièces seront fournies en jeu avec les autres pièces nécessaires telles que des plaquettes.
※ Al ordenar partes que tienen un asterisco (※) en la columna RM, estas partes serán suministradas como un juego junto con otras partes necesarias como los tableros de circuitos.

Q2 . コントロールボックス関係 / Control box mechanism / Schaltkasten / Mécanisme du boîtier de contrôle / Mecanismo de la caja de controles

< 三相200V,220V用 / For "3-Phase 200V & 220V AC" >

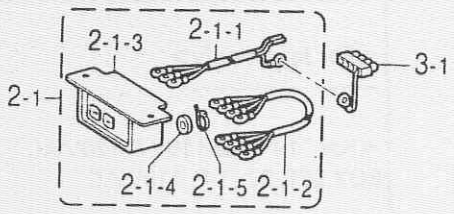

単相220V,230V用 / For "1-Phase 220V & 230V AC" >

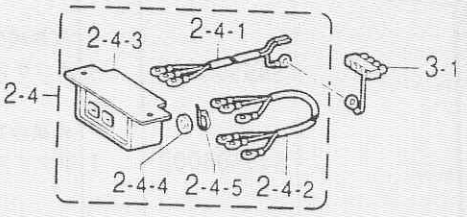

< 単相100V用 / For Japan only >

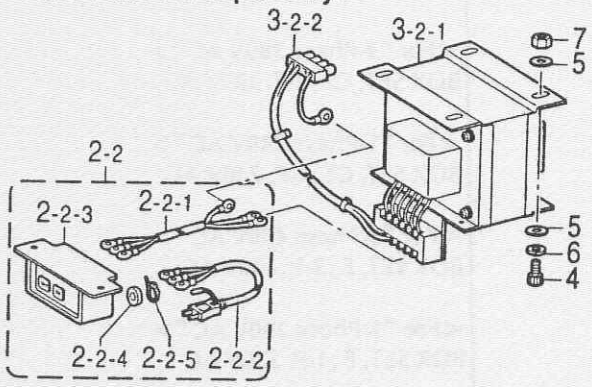

: 単相110V,120V用 / For "1-Phase 110V & 120V AC" >

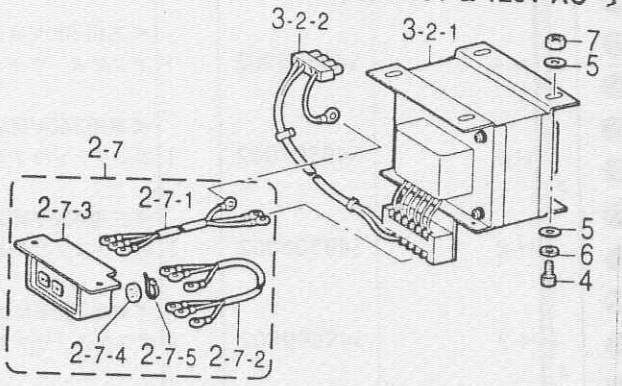

< 三相415V,380V用 / For "3-Phase 415V & 380V AC" >

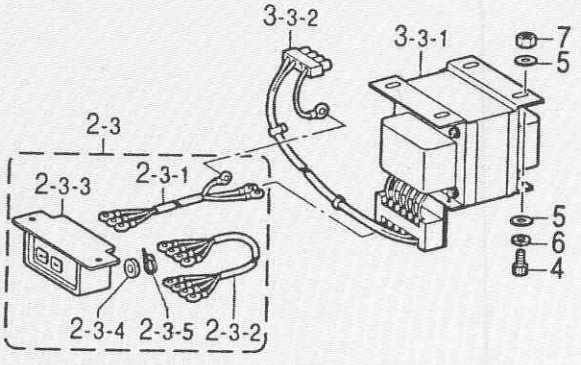

" 単相240V用 / For "1-Phase 240V AC" >

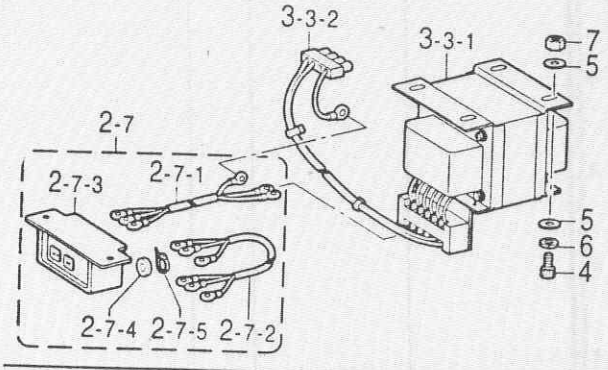

" オプション部品 / OPTION PARTS "

< 三相400V / For "3-Phase 400V AC" >

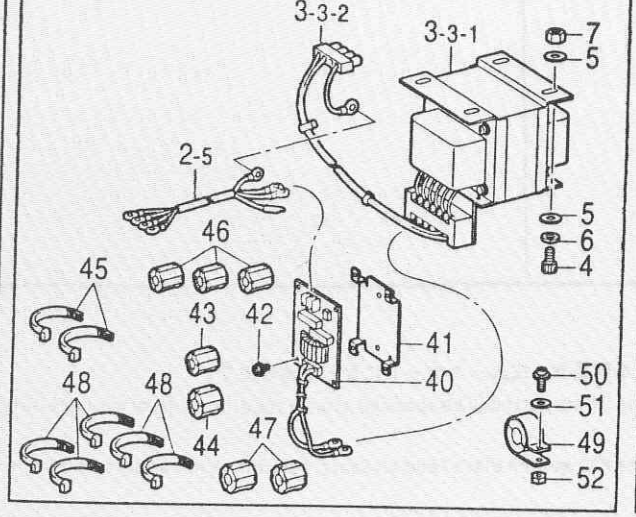

< 単相230V / For "1-Phase 230V AC" >

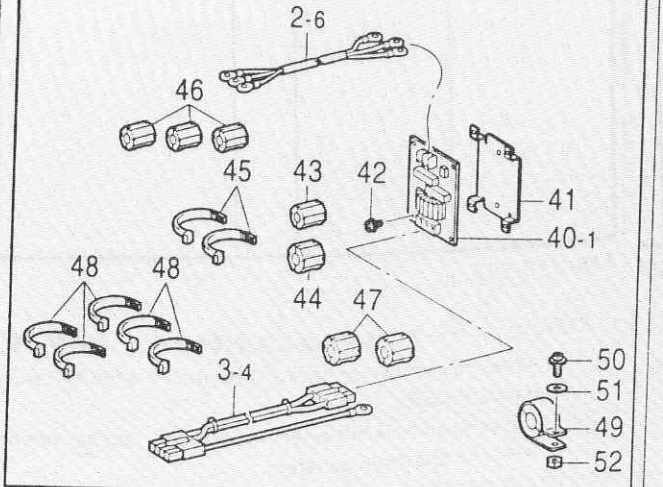

Q2. コントロールボックス関係 / Control box mechanism / Schaltkasten / Mécanisme du boîtier de contrôle / Mecanismo de la caja de controles

REF.NO.	CODE	Q'TY	ヒンメイ	NAME OF PARTS	RM
			<三相200V,220V用>	<For " 3-Phase 200V & 220V AC ">	
2-1	S38112001	1	デンゲンSWクミA	P-SUPPLY SWITCH ASSY, A	
2-1-1	S38113000	1	デンゲンINコードA	POWER SUPPLY IN HARNESS, A	
2-1-2	S38133000	1	デンゲンコード	POWER SUPPLY HARNESS	
2-1-3	J02657001	1	3Pオシsw#17	PUSH SWITCH, 3P #17	
2-1-4	224514001	2	ゼツエンイタ	INSULATION PLATE	
2-1-5	218859001	2	バインダM150	BINDER, M150	
			<単相100V用>	<For Japan only>	
2-2	S38114000	1	デンゲンSWクミB	----------	
2-2-1	S38115000	1	デンゲンINコードB	----------	
2-2-2	S38118000	1	デンゲンコードコクナイ	----------	
2-2-3	J02657001	1	3Pオシsw#17	----------	
2-2-4	224514001	2	ゼツエンイタ	----------	
2-2-5	218859001	2	バインダM150	----------	
			<三相415V,380V用>	<For " 3-Phase 415V & 380V AC ">	
2-3	S38117000	1	デンゲンSWクミC	POWER SUPPLY SWITCH ASSY, C	
2-3-1	S38115000	1	デンゲンINコードB	POWER SUPPLY IN HARNESS, B	
2-3-2	S38133000	1	デンゲンコード	POWER SUPPLY HARNESS	
2-3-3	J02657001	1	3Pオシsw#17	PUSH SWITCH, 3P #17	
2-3-4	224514001	2	ゼツエンイタ	INSULATION PLATE	
2-3-5	218859001	2	バインダM150	BINDER, M150	
			<単相220V,230V用>	<For " 1-Phase 220V & 230V AC ">	
2-4	S47592000	1	デンゲンSWクミD	P-SUPPLY SWITCH ASSY, D	
2-4-1	S38113000	1	デンゲンINコードA	POWER SUPPLY IN HARNESS, A	
2-4-2	S47595000	1	デンゲンコードユシュツ	POWER SUPPLY HARNESS, EXP.	
2-4-3	J02657001	1	3Pオシsw#17	PUSH SWITCH, 3P #17	
2-4-4	224514001	2	ゼツエンイタ	INSULATION PLATE	
2-4-5	218859001	2	バインダM150	BINDER, M150	
			<単相110V,120V,240V用>	<For " 1-Phase 110V , 120V & 240V AC ">	
2-7	S47594000	1	デンゲンSWクミG	P-SUPPLY SWITCH ASSY, G	
2-7-1	S38115000	1	デンゲンINコードB	POWER SUPPLY IN HARNESS, B	
2-7-2	S47595000	1	デンゲンコードユシュツ	POWER SUPPLY HARNESS, EXP.	
2-7-3	J02657001	1	3Pオシsw#17	PUSH SWITCH, 3P #17	
2-7-4	224514001	2	ゼツエンイタ	INSULATION PLATE	
2-7-5	218859001	2	バインダM150	BINDER, M150	
			<単相220V,230V, 三相200V,220V用>	<For "1-Phase 220V & 230V AC 3-Phase 200V & 220V AC ">	
3-1	S38123000	1	ACINコネクタクミ	AC IN CONNECTOR ASSY	
			<単相100V,110V,120V用>	<For "1-Phase 100V, 110V & 120V AC ">	
3-2	S49473000	1	ヘンカントランスBクミ	CONVERSION TRANSFORMER ASSY, B	
3-2-1	S49474000	1	ヘンカントランスB	CONVERSION TRANSFORMER, B	
3-2-2	S38126000	1	ACINコード	AC HARNESS, IN	
			<単相240V, 三相400V,415V,380V用>	<For "1-Phase 240V AC 3-Phase 400V, 415V & 380V AC ">	
3-3	S49475000	1	ヘンカントランスCクミ	CONVERSION TRANSFORMER ASSY, C	
3-3-1	S49476000	1	ヘンカントランスC	CONVERSION TRANSFORMER, C	
3-3-2	S38126000	1	ACINコード	AC HARNESS, IN	

Q2 . コントロールボックス関係 / Control box mechanism / Schaltkasten / Mécanisme du boîtier de contrôle / Mecanismo de la caja de controles

< 三相200V,220V用 / For "3-Phase 200V & 220V AC" >

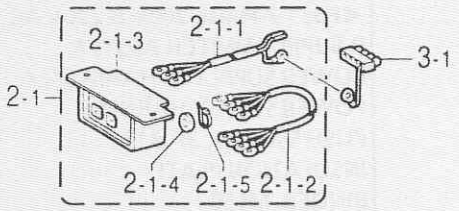

< 単相220V,230V用 / For "1-Phase 220V & 230V AC" >

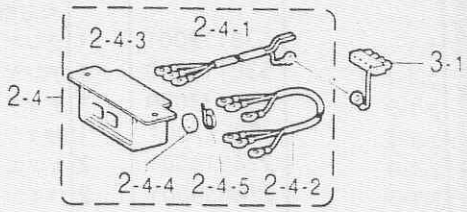

< 単相100V用 / For Japan only >

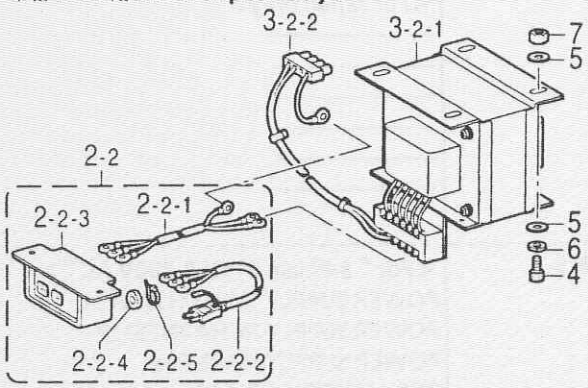

< 単相110V,120V用 / For "1-Phase 110V & 120V AC" >

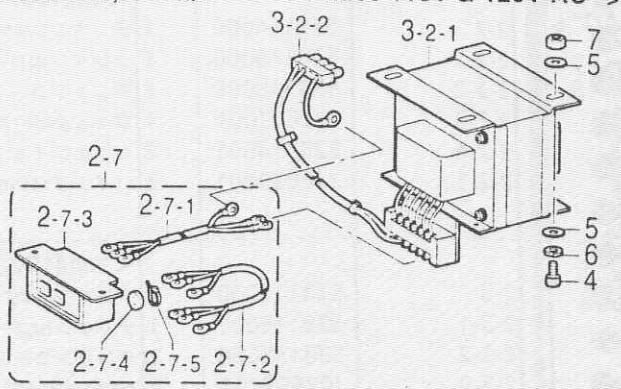

< 三相415V,380V用 / For "3-Phase 415V & 380V AC" >

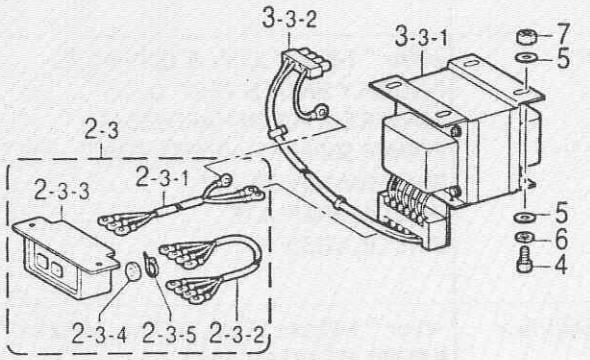

< 単相240V用 / For "1-Phase 240V AC" >

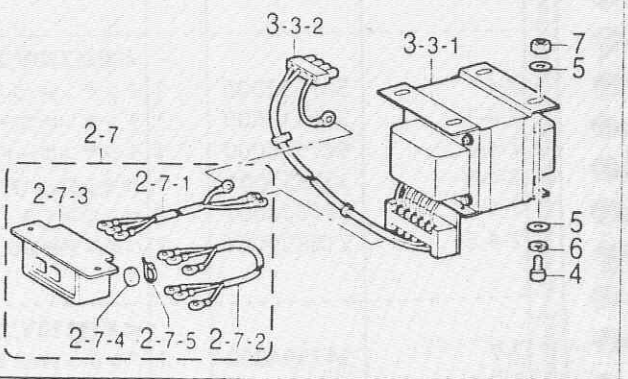

" オプション部品 / OPTION PARTS "

< 三相400V / For "3-Phase 400V AC" >

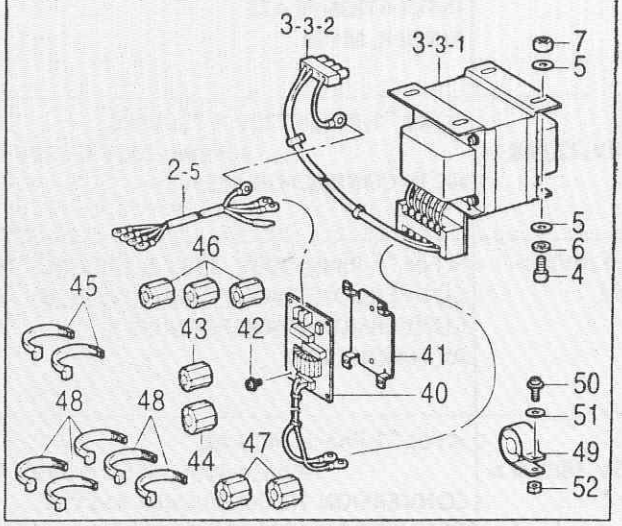

< 単相230V / For "1-Phase 230V AC" >

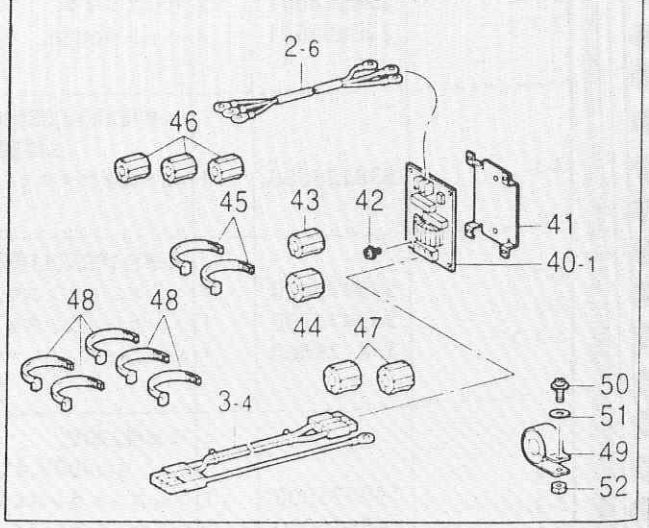

Q2. コントロールボックス関係 / Control box mechanism / Schaltkasten / Mécanisme du boîtier de contrôle / Mecanismo de la caja de controles

REF.NO.	CODE	Q'TY	ヒンメイ	NAME OF PARTS	RM
	*		＜単相220V,230V以外用＞	＜Except for "1-Phase 200V & 230V AC"＞	
4	018061436	4	アナホルト6X14	BOLT, SOCKET M6X14	
5	025060236	8	ヒラザガネチユウ6	WASHER, PLAIN M 6	
6	021060106	4	1シユナツト6	NUT, 1 M6	
7	028060246	4	バネザガネ2-6	WASHER, SPRING 2-6	
			"オプション部品"	" OPTION PARTS "	
			＜三相400V用＞	＜For " 3-Phase 400V AC "＞	
2-5	S38120000	1	デンゲンINコードE	POWER SUPPLY IN HARNESS, E	
40	S40635001	1	ノイズフイルタ430Eクミ	NOISE FILTER ASSY, 430E	
			＜単相230V用＞	＜For " 1-Phase 230V AC "＞	
2-6	S43188000	1	デンゲンINコードF	POWER SUPPLY IN HARNESS, F	
3-4	S43201000	1	ACINコードF	AC IN HARNESS, F	
40-1	S40616001	1	ノイズフイルタEMCクミ	NOISE FILTER ASSY, EMC	
			＜単相230V用,三相400V用＞	＜For "1-Phase 230V AC & 3-Phase 400V AC"＞	
41	S40620000	1	キバントリツケイタ	SETTING PLATE, ;PCB	
42	0A4400605	6	+ナベザクミ4X6DA	SCREW, PAN (S/P WASHER) M4X6	
43	S40621000	1	EMIコアESD-SR-15	EMI CORE, ESD-SR-15	
44	S40622000	1	EMIコアESD-SR-25	EMI CORE, ESD-SR-25	
45	149809000	2	タイラツフL	BEAD BAND, L = 200	
46	S40621000	3	EMIコアESD-SR-15	EMI CORE, ESD-SR-15	
47	S40622000	2	EMIコアESD-SR-25	EMI CORE, ESD-SR-25	
48	149809000	5	タイラツフL	BEAD BAND, L = 200	
49	S40623000	1	EMIコアTR-40-27	EMI CORE, TR-40-27	
50	0A5401606	1	+ナベザクミ4X16DB	SCREW, PAN (S/P WASHER) M4X16	
51	025040236	1	ヒラザガネチユウ4	WASHER, PLAIN M 4	
52	021400106	1	ナツト1シユ4	NUT, 1 M4	

R . 電装品関係 / Power supply equipment mechanism / Stromversorgung /
Mécanisme de l´equipment en alimentation électrique / Mecanismo del equipo de alimentación de corriente

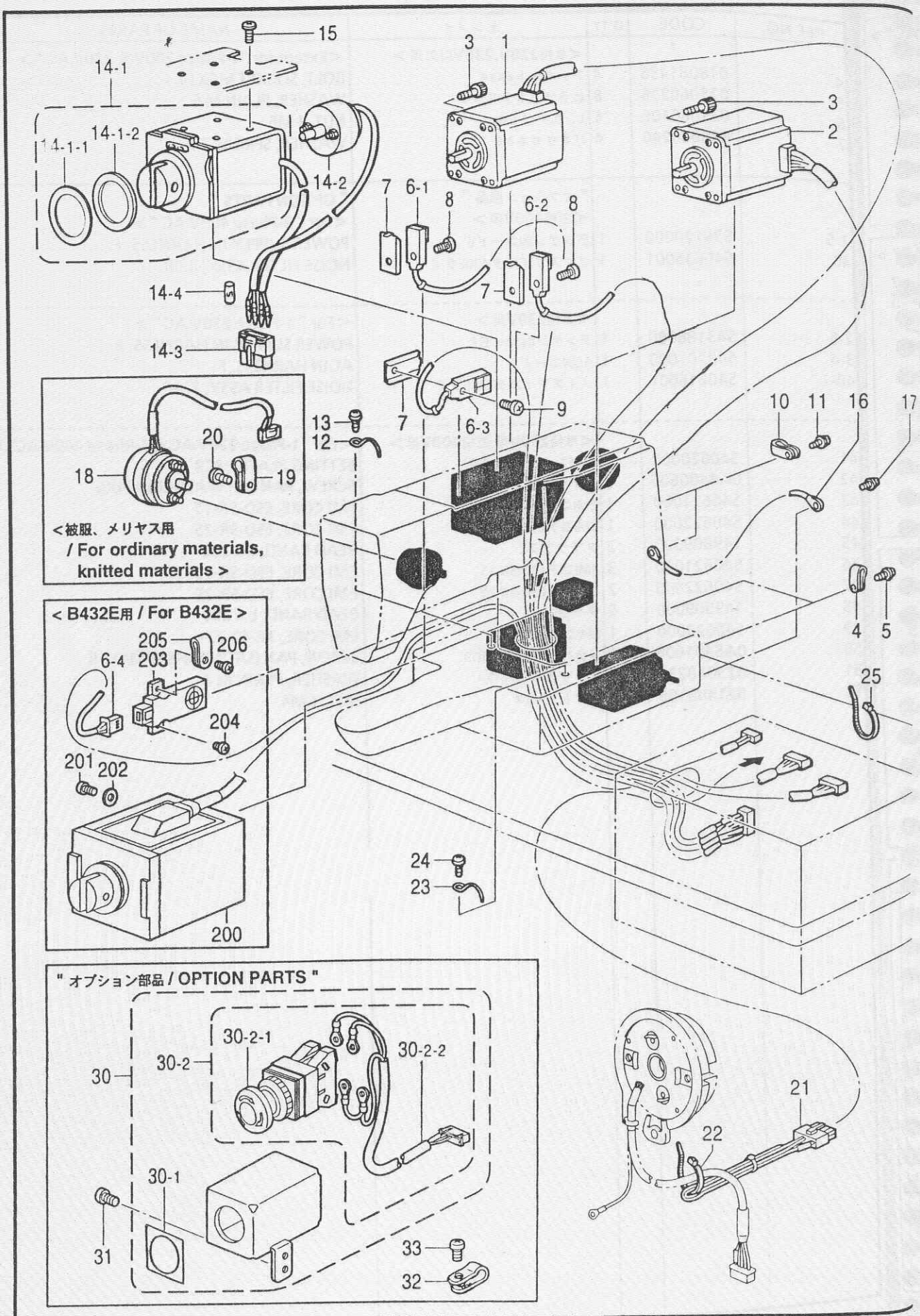

R. 電装品関係 / Power supply equipment mechanism / Stromversorgung /
Mécanisme de l'equipment en alimentation électrique / Mecanismo del equipo de alimentación de corriente

REF.NO.	CODE	Q'TY	ヒンメイ	NAME OF PARTS	RM
			＜B430E,B431E,B432E用＞	<For B430E,B431E & B432E>	
1	S38134000	1	パルスモータXクミ	PULSE MOTOR ASSY, X	
2	S38136100	1	パルスモータYクミ	PULSE MOTOR ASSY, Y	
			＜B433E用＞	<For B433E>	
1	S48587000	1	パルスモータXクミ	PULSE MOTOR ASSY, X	
2	S48589000	1	パルスモータYクミ	PULSE MOTOR ASSY, Y	
3	018401222	8	アナボルト4X12	BOLT, SOCKET M4X12	
4	552907000	2	コードホルダ#10	CORD HOLDER, 10N	
5	0A5401006	2	ナベコバネヒラ4X10	SCREW, PAN (S/P WASHER) M4X10	
			＜B430E,B431E,B433E用＞	<For B430E,B431E & B433E>	
6	S49463000	1	トウブセンサクミ	HEAD SENSOR ASSY	
6-1	S44665000	1	キンセツセンサGL-12F	PROXIMITY SENSOR, GL-12F	
6-2	S44665001	1	キンセツセンサGL-12F	PROXIMITY SENSOR, GL-12F	
6-3	S44665003	1	キンセツセンサGL-12F	PROXIMITY SENSOR, GL-12F	
			＜B432E用＞	<For B432E>	
6	S48581000	1	トウブセンサ432クミ	HEAD SENSOR ASSY, 432	
6-1	S44665000	1	キンセツセンサGL-12F	PROXIMITY SENSOR, GL-12F	
6-2	S44665001	1	キンセツセンサGL-12F	PROXIMITY SENSOR, GL-12F	
6-3	S44665003	1	キンセツセンサGL-12F	PROXIMITY SENSOR, GL-12F	
6-4	S48582000	1	センサハーネス	SENSOR HARNESS	
7	S46476001	3	センサカナグ	SENSOR BRACKET	
8	062300806	2	ナベコ3X8	SCREW, PAN M3X8	
9	062300806	1	ナベコ3X8	SCREW, PAN M3X8	
10	552907000	2	コードホルダ#10	CORD HOLDER, 10N	
11	0A5401006	2	ナベコバネヒラ4X10	SCREW, PAN (S/P WASHER) M4X10	
12	152969001	1	コードササエカネ	CORD SUPPORT	
13	062670512	1	ナベコ357-40X5	SCREW, PAN SM3.57-40X5	
14-1	S49979100	1	オサエソレノイドクミ	PRESSER SOLENOID ASSY	
14-1-1	S49993100	1	ダンパ	DAMPER	
14-1-2	S49963000	1	ダンパ2	DAMPER, 2	
14-2	S38144100	1	イトキリソレノイドクミ	THREAD TRIMMER SOLENOID ASSY	
14-3	S38146000	1	コネクタ3191-04R	CONNECTOR, 3191-04R	
14-4	S38147000	1	マークチューブ5	MARK TUBE, 5	
15	060501016	4	バインドM5X10	SCREW, BIND M5X10	
16	S38148000	1	アースセン1	GROUND WIRE, 1	
17	052400806	1	ナベコバネヒラ4X8	SCREW, PAN (S/P WASHER) M4X8	
			＜被服、メリヤス用＞	<For Ordinary & Knitted materials>	
18	S49464000	1	イトトリソレノイドクミ	SOLENOID ASSY	
19	S00480000	3	コードホルダ#5	CORD HOLDER, 5N	
20	060670612	3	バインド357-40X6	SCREW, BIND SM3.57-40X6	
			＜B430E用＞	<For B430E>	
21	S49465000	1	シヨウキリカエコネクタクミ	CONNECTOR ASSY, ;430E	
			＜B431E用＞	<For B431E>	
21	S49465001	1	シヨウキリカエコネクタクミ	CONNECTOR ASSY, ;431E	

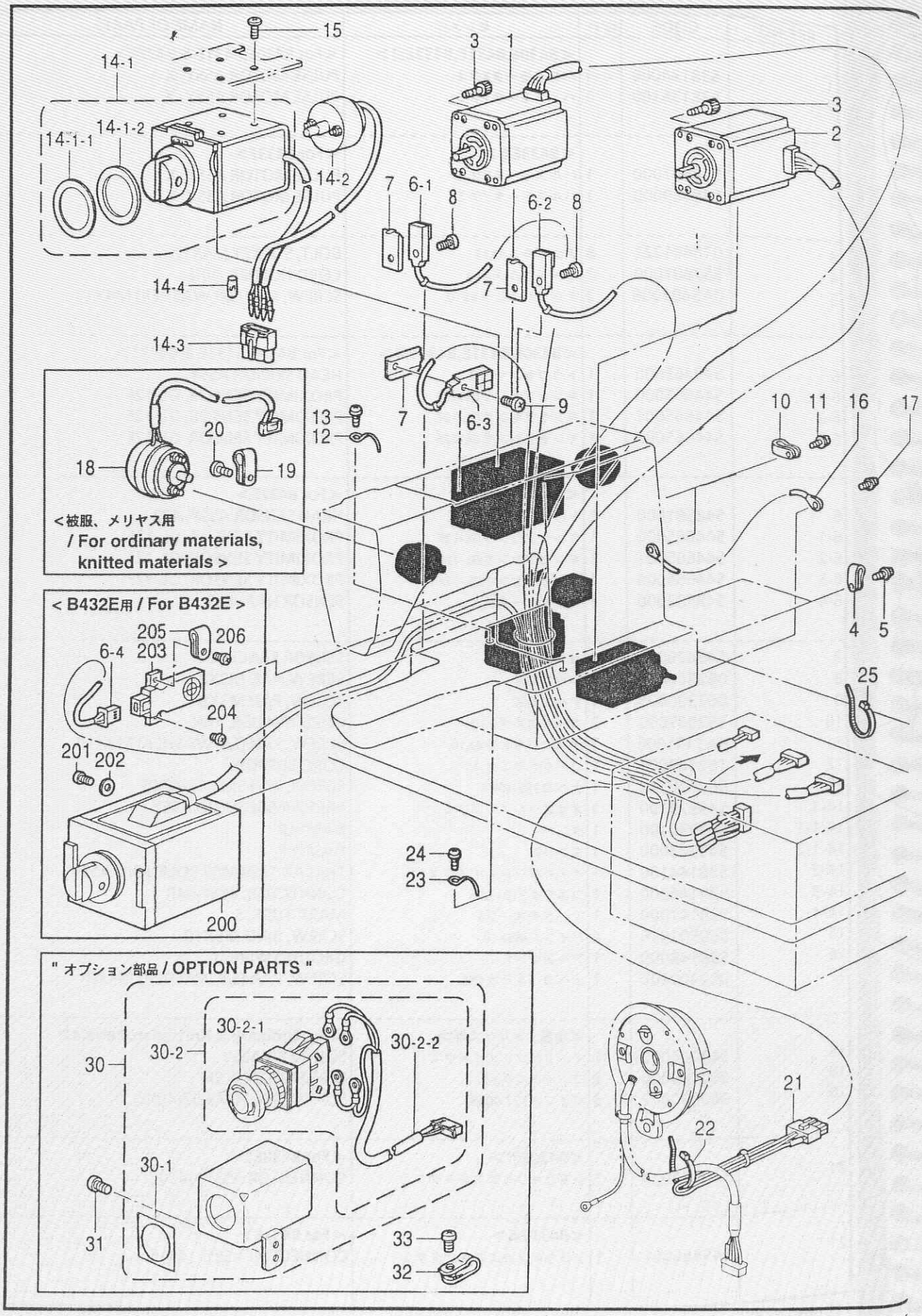
15
14-1
14-1-1
14-1-2
14-2
14-4
14-3
3
1
2
7
6-1
8
6-2
6-3
9
13
12
10
11
16
17
4
5
25
24
23
<被服、メリヤス用
/ For ordinary materials,
knitted materials >
18
20
19
< B432E用 / For B432E >
205
206
203
6-4
204
201
202
200
" オプション部品 / OPTION PARTS "
30
30-2
30-2-1
30-2-2
30-1
31
33
32
21
22

R. 電装品関係 / Power supply equipment mechanism / Stromversorgung /
Mécanisme de l'equipment en alimentation électrique / Mecanismo del equipo de alimentación de corriente

REF.NO.	CODE	Q'TY	ヒンメイ	NAME OF PARTS	RMK
21	S49465002	1	＜B432E用＞ ショウキリカエコネクタクミ	＜For B432E＞ CONNECTOR ASSY, ;432E	
21	S49465003	1	＜B433E用＞ ショウキリカエコネクタクミ	＜For B433E＞ CONNECTOR ASSY, ;433E	
22	228475000	1	ケツソクバンド1.9X80	FASTENING BAND, 1.9X80	
23	117150001	1	コードササエカネ	CORD HOLDER	
24	062670612	1	ナベコ357-40X6	SCREW, PAN SM3.57-40X6	
25	218859001	1	バインダM150	BINDER, M150	
			＜B432E用＞	＜For B432E＞	
200	S48583001	1	オサエカイヘイソレノイドクミ	SOLENOID ASSY	
201	062501212	4	ナベコ5X12	SCREW, PAN M5X12	
202	025050232	4	ヒラザガネチユウ5	WASHER, PLAIN M 5	
203	S36048000	1	キンセツセンサE2R	PROXIMITY SENSOR, E2R	
204	062300612	1	ナベコ3X6	SCREW, PAN M3X6	
205	S10243000	1	ナイロンクランフNK-3N	CORD HOLDER,;NK-3N	
206	062300812	1	ナベコ3X8	SCREW, PAN M3X8	
			＂オフション部品＂	＂OPTION PARTS＂	
30	S49934009	1	EMロツクSWクミ	EM-LOCK SWITCH ASSY	
30-1	S37057001	1	EMスイツチスヘーサ3	EM-SWITCH SPACER, 3	
30-2	S49482000	1	EMロツクSWハーネスクミ	EM-LOCK SWITCH HARNESS ASSY	
30-2-1	S32335100	1	SW-AVS311N	SWITCH, ;AVS311N	
30-2-2	S49466000	1	EMSWハーネス	EM-SWITCH HARNESS	
31	062710812	2	ナベコ476-32X8	SCREW, PAN SM4.76-32X8	
32	149287000	3	ナイロンクランフ	CORD HOLDER, 7N	
33	060670612	3	バインド357-40X6	SCREW, BIND SM3.57-40X6	

S . 操作パネル関係 / Operation panel mechanism / Schaltkasten / Mécanisme du boîtier de contrôle / Mecanismo del caja de controles

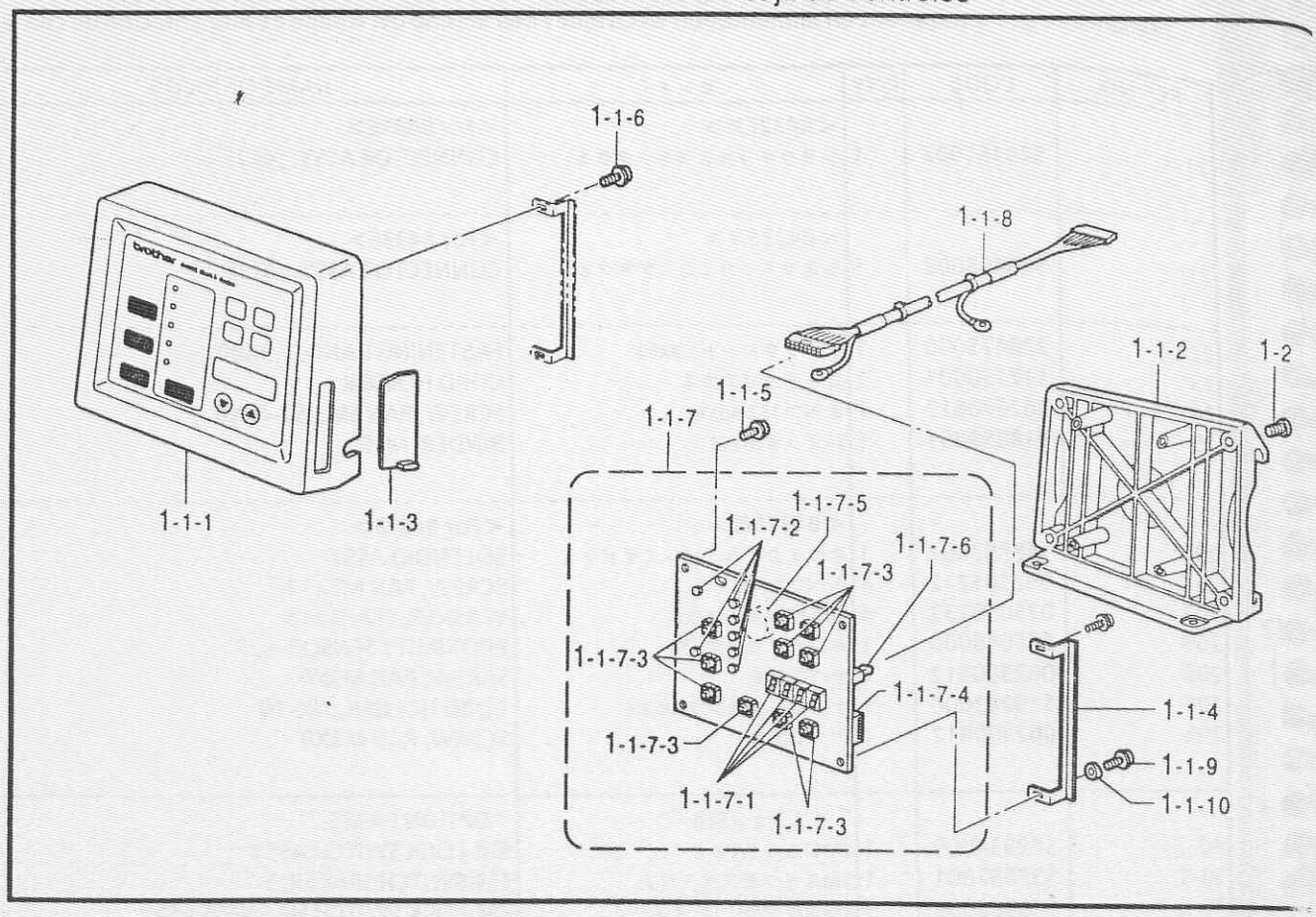

118-V30-53

T . 動力台関係 / Power table / Motorgestell / Mécanisme du plateau de la machine / Mecanismo de la mesa de la máquina

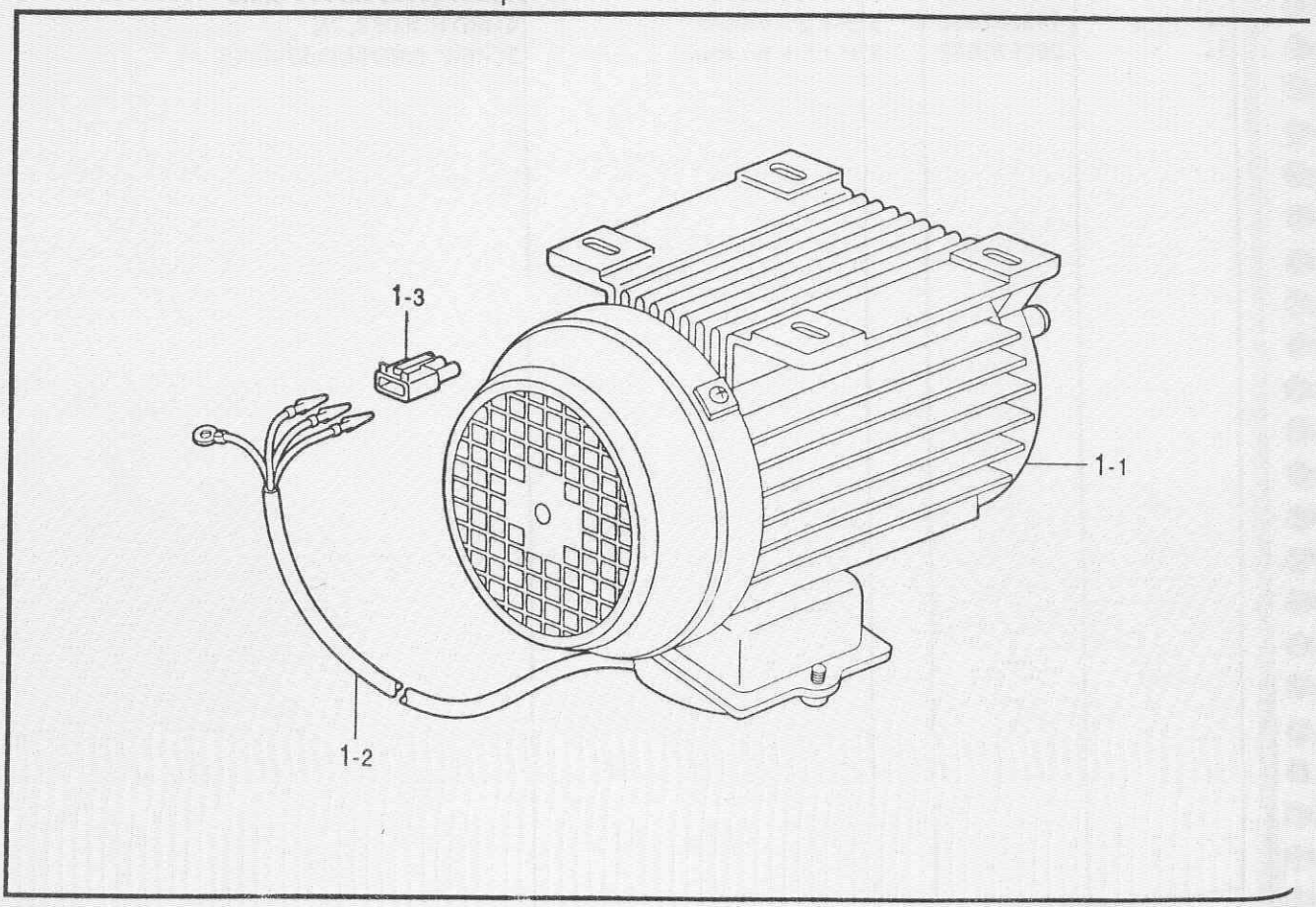

118-V30-65

U1. 踏板関係 (香港向以外) / Foot switch pedal mechanism (Except for Hong Kong) / Fußbetätigung / Mécanisme de la pédale / Mecanismo del pedal

REF.NO.	CODE	Q'TY	ヒンメイ	NAME OF PARTS	RM
	*		<香港向以外>	<Except for Hong Kong>	
1-1	S49667001	1	2ダンフツトSWセツト	2-STEP FOOT SW SET	
1-1-1	S49668001	1	2ダンフツトSWクミ	2-STEP FOOT SW ASSY	
1-1-1-1	S49669000	1	フツトヘダルダイクミ	FOOT PEDAL BASE ASSY	
1-1-1-2	S49672001	1	2ダンSWヒン	PIN	
1-1-1-3	S38168001	1	アツシユクバネ	SPRING, COMPRESSION	
1-1-1-4	S38169101	1	フツトSWシジイタB	SUPPORT PLATE, B ;F-SWITCH	
1-1-1-5	004400603	2	+サラコネジ4X6	SCREW, FLAT M4X6	
1-1-1-6	S38170001	1	フツトヘダルバネ	SPRING, COMPRESSION	
1-1-1-7	S38171000	1	フツトSWハーネスクミ	FOOT SWITCH HARNESS ASSY	
1-1-1-7-1	S38172000	1	フツトSWハーネス	FOOT SWITCH HARNESS	
1-1-1-7-2	S36260000	2	スイツチVXヒンボタン	MICRO SWITCH, VX ;PIN BUTTON	
1-1-1-8	062302506	2	ナベコ3X25	SCREW, PAN M3X25	
1-1-1-9	228475000	2	ケツソクバンド1.9X80	FASTENING BAND, 1.9X80	
1-1-1-10	S38174000	1	フツトヘダル	FOOT PEDAL	
1-1-1-11	S49673000	1	ヘダルホゴイタ	PEDAL PROTECTION PLATE	
1-1-1-12	S49674001	1	スイツチオサエバネ	SPRING, PLATE	
1-1-1-13	S38177001	1	フツトヘダルジク	SHAFT, ;F-PEDAL	
1-1-1-14	048050346	2	トメワE5	RETAINING RING, E5	
1-1-1-15	052400606	2	ナベコバネヒラ4X6	SCREW, PAN (S/P WASHER) M4X6	
1-1-1-16	025040236	1	ヒラザガネチユウ4	WASHER, PLAIN M 4	
1-1-1-17	117936001	4	ゴムセン9.4	RUBBER CAP, 9.4	
1-1-1-18	S38180000	1	コネクタ172169-1	CONNECTOR, ;172169-1	
1-1-1-19	S36682000	1	コネクタキヤツフ	CONNECTOR CAP	
1-1-1-20	S38059000	1	グロメツトNG79F	RUBBER CAP, ;NG79F	
1-1-2	S38178101	1	フツトSWシジイタA	FOOT SWITCH SUPPORT PLATE, A	
1-1-3	S38179101	1	フツトSWシジイタC	FOOT SW SUPPORT PLATE, C	
1-1-4	018082536	2	アナボルト8X25	BOLT, SOCKET M8X25	
1-1-5	028080246	2	バネザガネ2-8	WASHER, SPRING 2-8	
1-1-6	025080236	2	ヒラザガネチユウ8	WASHER, PLAIN M 8	
1-1-7	018501036	2	アナボルト5X10	BOLT, SOCKET M5X10	
1-1-8	028050246	2	バネザガネ2-5	WASHER, SPRING 2-5	
1-1-9	025050236	2	ヒラザガネチユウ5	WASHER, PLAIN M 5	
1-1-10	018401236	2	アナボルト4X12	BOLT, SOCKET M4X12	
1-1-11	028040246	2	バネザガネ2-4	WASHER, SPRING 2-4	
1-1-12	025040236	2	ヒラザガネチユウ4	WASHER, PLAIN M 4	

U2 . 踏板関係 (香港向) / Foot switch pedal mechanism (For Hong Kong) / Fußbetätigung / Mécanisme de la pédale / Mecanismo del pedal

< 香港向/ For Hong Kong >

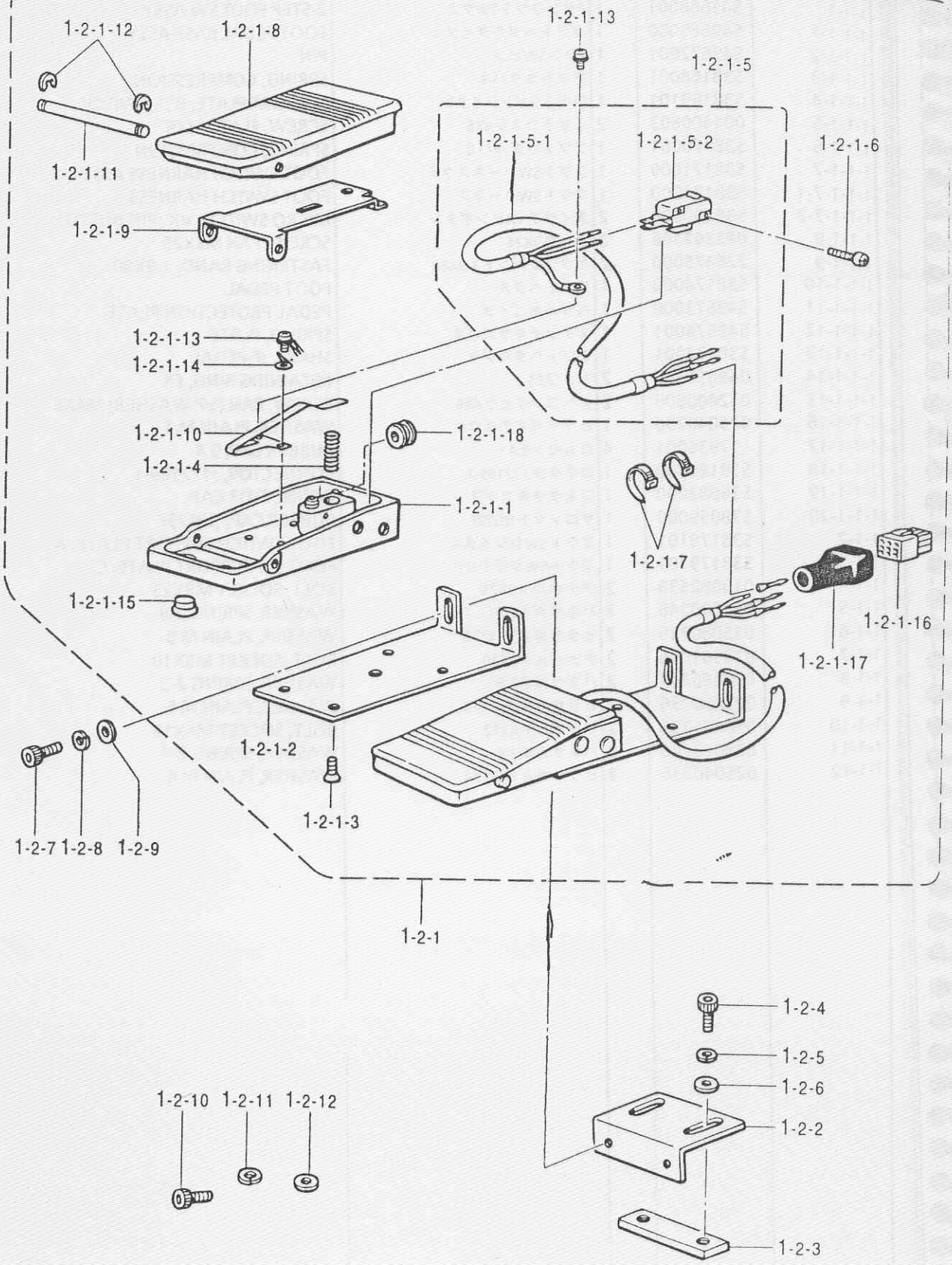

U2 . 踏板関係 (香港向) / Foot switch pedal mechanism (For Hong Kong) / Fußbetätigung / Mécanisme de la pédale / Mecanismo del pedal

REF.NO.	CODE	Q'TY	ヒンメイ	NAME OF PARTS	RM
	*		<香港向>	<For Hong Kong>	
1-2	S49675001	1	2レンヘダルセツト	2-PEDAL FOOT SW SET	
1-2-1	S49676001	1	2レンヘダルクミ	2-PEDAL FOOT SW ASSY	
1-2-1-1	S49669000	2	フツトヘダルダイクミ	FOOT PEDAL BASE ASSY	
1-2-1-2	S38169101	2	フツトSWシジイタB	SUPPORT PLATE, B ;F-SWITCH	
1-2-1-3	004400603	4	+サラコネジ4X6	SCREW, FLAT M4X6	
1-2-1-4	S38170001	2	フツトヘダルバネ	SPRING, COMPRESSION	
1-2-1-5	S38029000	1	2レンフツトSWハーネスクミ	2-PEDAL FOOT SW HARNESS ASSY	
1-2-1-5-1	S38030000	2	2レンフツトSWハーネス	2-PEDAL FOOT SW HARNESS	
1-2-1-5-2	S36260000	2	スイツチVXヒンボタン	MICRO SWITCH, VX ;PIN BUTTON	
1-2-1-6	062301205	4	ナベコ3X12	SCREW, PAN M3X12	
1-2-1-7	228475000	12	ケツソクバンド1.9X80	FASTENING BAND, 1.9X80	
1-2-1-8	S38174000	2	フツトヘダル	FOOT PEDAL	
1-2-1-9	S49673000	2	ヘダルホゴイタ	PEDAL PROTECTION PLATE	
1-2-1-10	S49674001	2	スイツチオサエバネ	SPRING, PLATE	
1-2-1-11	S38177001	2	フツトヘダルジク	SHAFT, ;F-PEDAL	
1-2-1-12	048050346	4	トメワE5	RETAINING RING, E5	
1-2-1-13	052400606	4	ナベコバネヒラ4X6	SCREW, PAN (S/P WASHER) M4X6	
1-2-1-14	025040236	2	ヒラザガネチユウ4	WASHER, PLAIN M 4	
1-2-1-15	117936001	8	ゴムセン9.4	RUBBER CAP, 9.4	
1-2-1-16	S38180000	1	コネクタ172169-1	CONNECTOR, ;172169-1	
1-2-1-17	S38060000	1	コネクタキヤツフ18X19	CONNECTOR CAP, 18X19	
1-2-1-18	S38059000	2	グロメツトNG79F	RUBBER CAP, ;NG79F	
1-2-2	S38178101	2	フツトSWシジイタA	FOOT SWITCH SUPPORT PLATE, A	
1-2-3	S38179101	2	フツトSWシジイタC	FOOT SW SUPPORT PLATE, C	
1-2-4	018082536	4	アナボルト8X25	BOLT, SOCKET M8X25	
1-2-5	028080246	4	バネザガネ2-8	WASHER, SPRING 2-8	
1-2-6	025080236	4	ヒラザガネチユウ8	WASHER, PLAIN M 8	
1-2-7	018501036	4	アナボルト5X10	BOLT, SOCKET M5X10	
1-2-8	028050246	4	バネザガネ2-5	WASHER, SPRING 2-5	
1-2-9	025050236	4	ヒラザガネチユウ5	WASHER, PLAIN M 5	
1-2-10	018401236	4	アナボルト4X12	BOLT, SOCKET M4X12	
1-2-11	028040246	4	バネザガネ2-4	WASHER, SPRING 2-4	
1-2-12	025040236	4	ヒラザガネチユウ4	WASHER, PLAIN M 4	

U3 . 踏板関係 (オプション部品) / Foot switch pedal mechanism (Option parts) / Fußbetätigung (Sonderzubehör) / Mécanisme de la pédale (Pièces en option) / Mecanismo del pedal (Piezas opcionales)

" オプション部品 /OPTION PARTS "

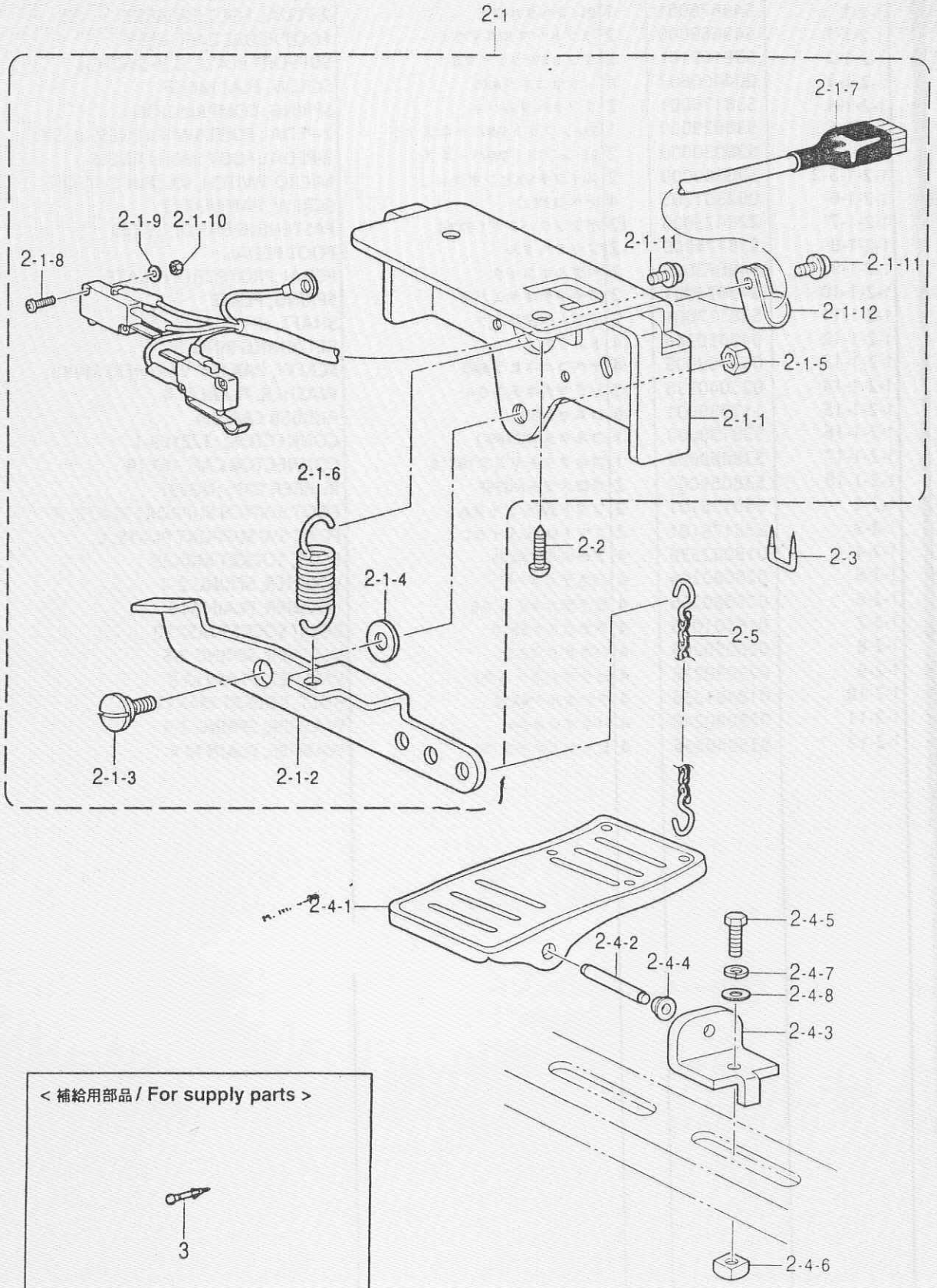

< 補給用部品 / For supply parts >

3

U3. 踏板関係 (オプション部品) / Foot switch pedal mechanism (Option parts) / Fußbetätigung (Sonderzubehör) / Mécanisme de la pédale (Pièces en option) / Mecanismo del pedal (Piezas opcionales)

REF.NO.	CODE	Q'TY	ヒンメイ	NAME OF PARTS	RM
			" オプション部品 "	" OPTION PARTS "	
2	S46131001	1	2ダンフツトSWセツトOP	2-STEP FOOT SWITCH SET, OP	
2-1	S46132001	1	2ダンフツトSWクミOP	2-STEP FOOT SWITCH ASSY, OP	
2-1-1	S46133001	1	SWササエダイ	SWITCH BRACKET	
2-1-2	S46134001	1	フツトSWレバー	FOOT SW LEVER	
2-1-3	148904001	1	ダンネジ7.94	SHOULDER SCREW, SM7.94	
2-1-4	025080236	1	ヒラザガネチユウ8	WASHER, PLAIN M 8	
2-1-5	101268002	1	ナツト7.94	NUT, SM7.94	
2-1-6	S46135001	1	フツトSWバネ	SPRING, EXTENSION	
2-1-7	S46136000	1	フツトSWハーネスクミOP	FOOT SW HARNESS ASSY	
2-1-8	UD2390001	4	+ナベセムス3X20DA	SCREW, PAN (S/P WASHER) M3X20	
2-1-9	025030236	2	ヒラザガネチユウ3	WASHER, PLAIN M 3	
2-1-10	021300206	2	2シユナツト3	NUT, 2 M3	
2-1-11	052400806	2	ナベコバネヒラ4X8	SCREW, PAN (S/P WASHER) M4X8	
2-1-12	S00480000	1	コードホルダ#5	CORD HOLDER, 5N	
2-2	100666002	2	マルモクネジ5.5X20	WOOD SCREW, ROUND M5.5X20	
2-3	200190001	3	ステツフル	STAPLE	
2-4	S01603009	1	オサエアゲフミイタクミ	TREADLE ASSY	
2-4-1	S01199003	1	オサエアゲフミイタ	TREADLE PEDAL	
2-4-2	133188001	1	オサエアゲフミイタジク	TREADLE SHAFT	
2-4-3	119707003	2	フミイタジクウケ	BRACKET	
2-4-4	119708001	2	フミイタジクウケカラー	COLLAR	
2-4-5	017082206	2	ボルト8X22	BOLT, M8X22	
2-4-6	116694001	2	4カクナツト8	NUT, M8	
2-4-7	028080240	2	バネザガネ2-8	WASHER, SPRING 2-8	
2-4-8	025080236	2	ヒラザガネチユウ8	WASHER, PLAIN M 8	
2-5	142656001	1	クサリクミ	CHAIN ASSY	
			＜補給用部品＞	＜For Supply parts＞	
3	S49443000	1	コンタクト170364-1	CONTACT, ; 170364-1	

< デニム用 (B430E,B433E) / For Denim (B430E,B433E) >

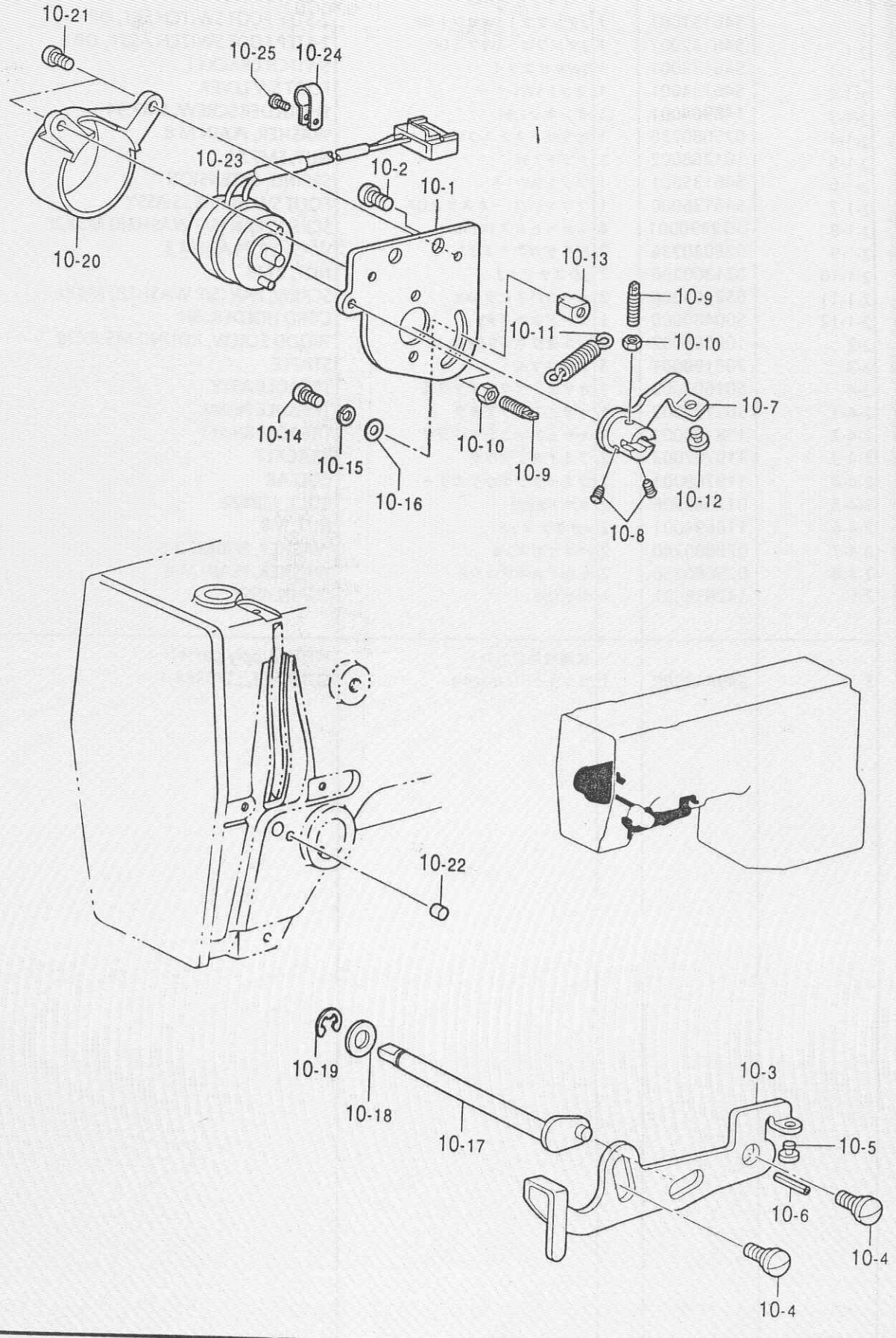

V1 . 付属装置関係 (オプション部品) / Attachment set (Option parts) / Anbausatz (Sonderzubehör) /
Jeu d'accessoires (Pièces en option) / Juego de fijación (Piezas opcionales)

REF.NO.	CODE	Q'TY	ヒンメイ	NAME OF PARTS	RM
	#		<デニム用(B430E,B433E)>	<For Denim (B430E,B433E)>	
10	S49956001	1	イトトリソウチクミ	THREAD TAKE-UP DEVICE	
10-1	S49659001	1	ソレノイドトリツケイタ	SETTING PLATE, ;SOLENOID	
10-2	062710812	2	ナベコ476-32X8	SCREW, PAN SM4.76-32X8	
10-3	S49660001	1	イトトリレバー	LEVER	
10-4	107321003	2	ダンネジ4.76	SHOULDER SCREW, SM4.76	
10-5	S19748001	1	サドウクランククツシヨン	CUSHION	
10-6	047401442	1	スフリングヒンAW4	PIN, SPRING ROLL AW4	
10-7	S49661001	1	ソレノイドツギテ	SOLENOID JOINT	
10-8	S01998001	2	アタマツキトメネジ3.57	SET SCREW, SM3.57	
10-9	110251001	2	ヌノオサエウデバネカケ	SPRING HOOK	
10-10	021670102	2	ナツト1シユ3.57	NUT, 1 SM3.57	
10-11	S34883001	1	イトキリバネ	SPRING, EXTENSION	
10-12	S19748001	1	サドウクランククツシヨン	CUSHION	
10-13	S49663001	1	ナツト3.57	NUT, SM3.57	
10-14	062671012	1	ナベコ357-40X10	SCREW, PAN SM3.57-40X10	
10-15	028350242	1	バネザガネ2-3.5	WASHER, SPRING 2-3.5	
10-16	025350332	1	ヒラザガネダイ3.5	WASHER, PLAIN L 3.5	
10-17	S49662001	1	イトトリレバークランク	CRANK, ;THREAD TAKE-UP LEVER	
10-18	155559001	1	ヒラザガネ	WASHER, PLAIN	
10-19	048040342	1	トメワE4	RETAINING RING, E4	
10-20	S49664000	1	イトトリソレノイドカバー	COVER, ;THR. TAKE-UP SOLENOID	
10-21	062670812	2	ナベコ3.57-40X8	SCREW, PAN SM3.57-40X8	
10-22	S20878000	1	ゴムセン5.3	RUBBER CAP, 5.3	
10-23	S49464000	1	イトトリソレノイドクミ	SOLENOID ASSY	
10-24	S00480000	3	コードホルダ#5	CORD HOLDER, 5N	
10-25	060670612	3	バインド357-40X6	SCREW, BIND SM3.57-40X6	

V2 . 付属装置関係(オプション部品) / Attachment set (Option parts) / Anbausatz (Sonderzubehör) /
Jeu d´accessoires (Pièces en option) / Juego de fijación (Piezas opcionales)

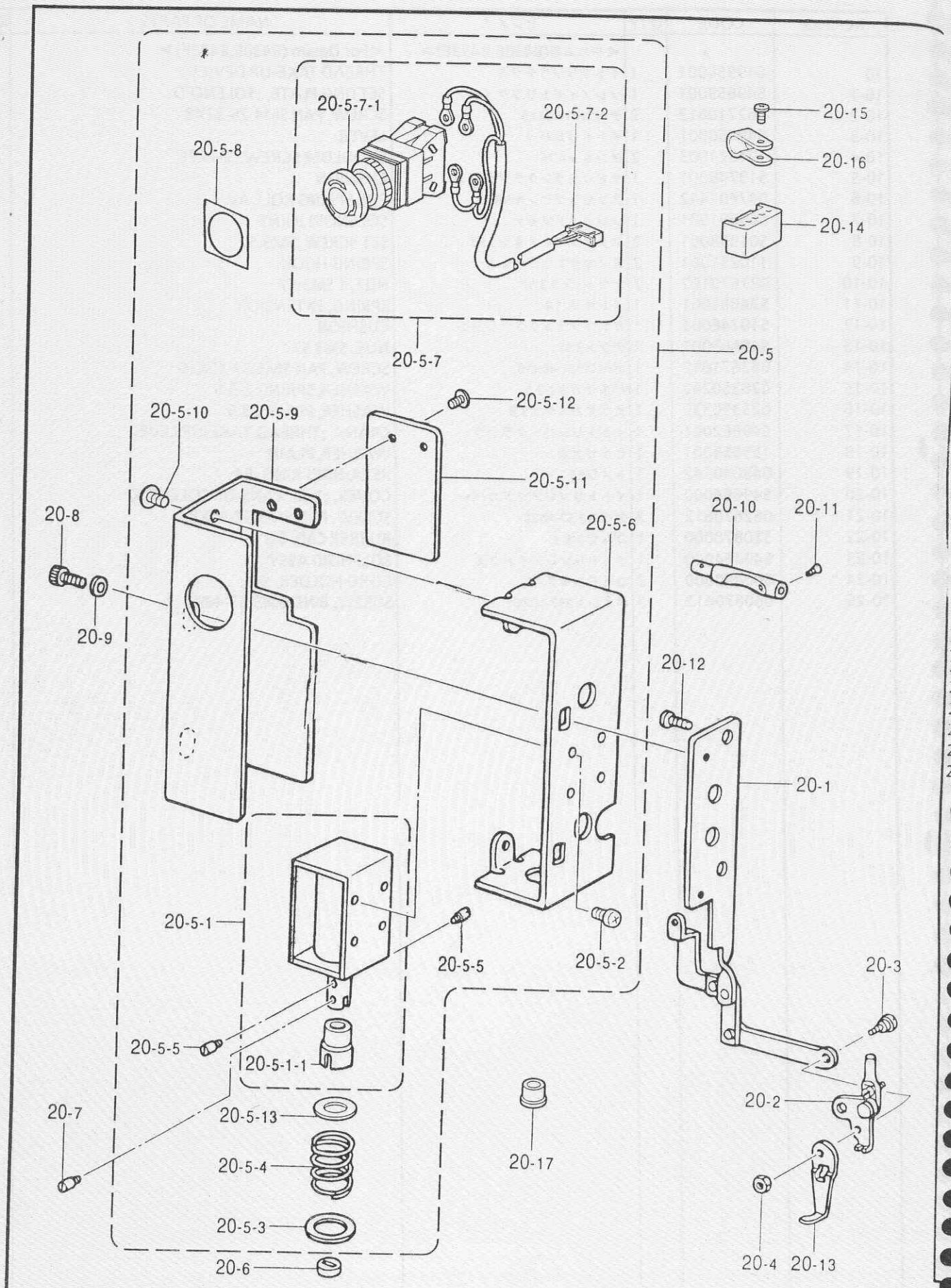

118-V30-94

V2. 付属装置関係 (オプション部品) / Attachment set (Option parts) / Anbausatz (Sonderzubehör) / Jeu d'accessoires (Pièces en option) / Juego de fijación (Piezas opcionales)

REF.NO.	CODE	Q'TY	ヒンメイ	NAME OF PARTS	RM
20	S49615009	1	デンジワイパークミ	THREAD WIPER SOLENOID ASSY	
20-1	S41656001	1	イトハライレンカンクミ	THREAD WIPER CONNECT. ROD ASSY	
20-2	S44600001	1	ワイパーウデクミ	THREAD WIPER ARM ASSY	
20-3	153112001	1	ダンネジ3.57	SHOULDER SCREW, SM3.57	
20-4	021670202	1	ナット2シュ3.57	NUT, 2 SM3.57	
20-5	S49616009	1	ソレノイドボックスクミ	SOLENOID BOX ASSY	
20-5-1	S49619001	1	イトハライソレノイドクミ	THREAD WIPER SOLENOID ASSY	
20-5-1-1	S41204050	1	フランジヤゴム	PLUNGER RUBBER	
20-5-2	062300612	4	ナベコ3X6	SCREW, PAN M3X6	
20-5-3	S41205001	1	ヒラザガネ	WASHER, PLAIN	
20-5-4	S41206001	1	イトハライバネ	SPRING, ;T-WIPER	
20-5-5	S25456001	2	フランジヤヒン	PLUNGER PIN	
20-5-6	S42017109	1	Wソレノイドトリツケイタ	SETTING PLATE, W-SOL.	
20-5-7	S49482000	1	EMロックSWハーネスクミ	EM-LOCK SWITCH HARNESS ASSY	
20-5-7-1	S32335000	1	SW-AVS311N	SWITCH, AVS311N	
20-5-7-2	S49466000	1	EMSWハーネス	EM-SWITCH HARNESS	
20-5-8	S37057001	1	EMスイッチスペーサ3	EM-SWITCH SPACER, 3	
20-5-9	S42018109	1	Wソレノイドカバー	SOLENOID COVER, W	
20-5-10	008400604	2	+トラスコ4X6	SCREW, TRUSS M4X6	
20-5-11	S37806109	1	ソレノイドカバーEフタ	SOLENOID COVER LID, E	
20-5-12	008400604	2	+トラスコ4X6	SCREW, TRUSS M4X6	
20-5-13	115007001	1	ザガネ	WASHER, PLAIN 13	
20-6	S41207000	1	スペーサゴム	SPACER RUBBER	
20-7	S25456001	1	フランジヤピン	PLUNGER PIN	
20-8	018400632	2	アナボルト4X6	BOLT, SOCKET M4X6	
20-9	100645003	2	ザガネ	WASHER	
20-10	S41657001	1	イトユルメロッドDW	TENSION RELEASE ROD, DW	
20-11	061350616	1	サラコ35X6	SCREW, FLAT M3.5X6	
20-12	062680812	2	ナベコ437-40X8	SCREW, PAN SM4.37-40X8	
20-13	156206001	1	ワイパーA	THREAD WIPER, A	
20-14	S49947000	1	コネクタVHR-5N	CONNECTOR	
20-15	060670612	3	バインド357-40X6	SCREW, BIND SM3.57-40X6	
20-16	149287000	3	ナイロンクランフ	CORD HOLDER, 7N	
20-17	104449009	1	ゴムセン15.5	RUBBER CAP, 15.5	

118-V30-940

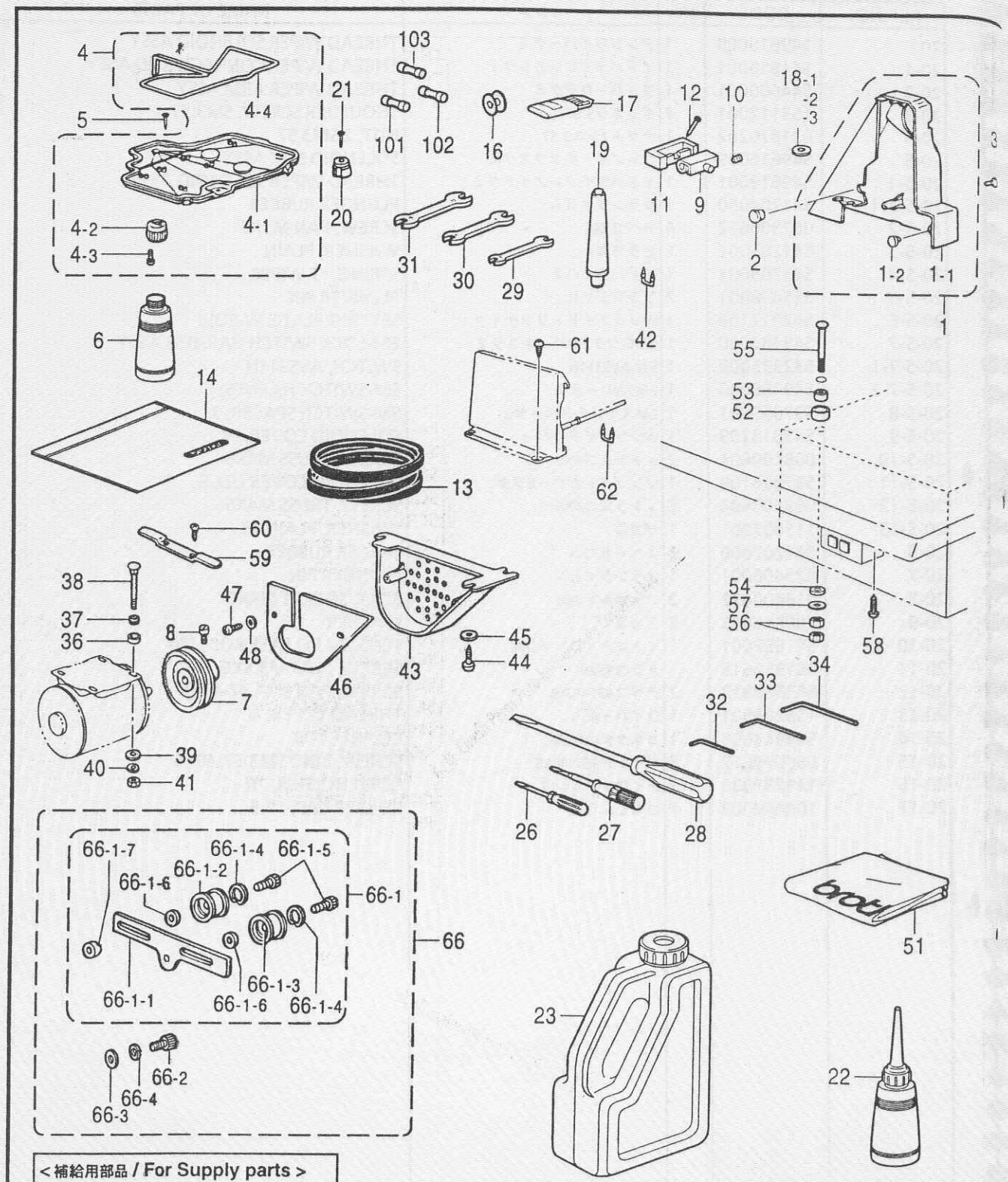

< 補給用部品 / For Supply parts >

" オプション部品 / OPTION PARTS "

< デニム用 (B430E, B433E) / For Denim (B430E, B433E) >

Z1 . 付属品関係 / Accessories / Zubehör / Accessoires / Accesorios

REF.NO.	CODE	Q'TY	ヒンメイ	NAME OF PARTS	RM
1	S38037109	1	ベルトカバークミ	BELT COVER ASSY	
1-1	S38038009	1	ベルトカバー	BELT COVER	
1-2	S49991000	1	ベルトカバーゴム	RUBBER	
2	117934009	1	ゴムセン13.5	RUBBER CAP, 13.5	
3	062401006	1	ナベコ4X10	SCREW, PAN M4X10	
4	S38039209	1	オイルパンクミ	OIL PAN ASSY	
4-1	S38040209	1	オイルパン	OIL PAN	
4-2	154467001	1	ハイユキヤツフ	DUST OILER	
4-3	037301215	2	Vナベタツヒン3X12	TAPPING SCREW, PAN V M3X12	
4-4	S18093100	1	クミヒモ4X4	WICK, 4X4 L = 1100	
5	109714000	5	クギ	NAIL	
6	114486002	1	ホリオイラータイ	OILER	
7	S38041000	1	モータプーリ	MOTOR PULLEY	
8	105073001	1	アタマツキトメネジ5.95	SET SCREW, SM5.95	
9	143882001	2	トウブヒンジ	HEAD HINGE	
10	014760622	2	アナトメネジ5.95	SET SCREW, SOCKET SM5.95	
11	S49603000	2	トウブヒンジウケゴム	RUBBER CUSHION	
12	109714000	4	クギ	NAIL	
13	S40417147	1	ローエツジVベルトM	BELT, VM	
14	122991001	1	フゾクヒンホリフクロ	ACCESSORY B'	
16	※	3	ボビン	BOBBIN	
17	※	1	ミシンハリクミ	NEEDLE ASSY	
18-1	S10208001	1	イドウハカンザ	SPACER, MOVABLE KNIFE T = 0.4	
18-2	S10208002	1	イドウハカンザ	SPACER, MOVABLE KNIFE T = 0.5	
18-3	S10208003	1	イドウハカンザ	SPACER, MOVABLE KNIFE T = 0.6	
19	S38045109	1	マクラクミ	HEAD REST ASSY	
20	S49604000	2	トウブウケゴム	RUBBER	
21	109714000	2	クギ	NAIL	
22	114483002	1	ホリオイラークミ	OILER ASSY	
23	154702101	1	オイルタンク	OIL TANK	
26	142443001	1	ネジマワシ1.9X52	SCREW DRIVER, 1.9X52	
27	118837001	1	ネジマワシ3.4X70	SCREW DRIVER, 3.4X70	
28	101572101	1	ネジマワシ5.5X190	SCREW DRIVER, 5.5X190	
29	107779001	1	スハナ6X7	WRENCH, 6X7	
30	100887001	1	スハナ8X9	WRENCH, 8X9	
31	107780001	1	スハナ10X12	WRENCH, 10X12	
32	S07783001	1	6カクボウスハナ1.5	HEXAGONAL WRENCH, 1.5	
33	142721001	1	6カクボウスハナ3	HEXAGONAL WRENCH, 3	
34	118064001	1	6カクボウスハナ4	HEXAGONAL WRENCH, 4	
36	146256001	4	クツシヨンカナグ	CUSHION COLLAR	
37	146255000	4	クツシヨン	CUSHION	
38	133740006	4	カクネボルト6X70	BOLT, SQUARE M6X70	
39	025060336	4	ヒラザガネダイ6	WASHER, PLAIN L 6	
40	028060246	4	バネザガネ2-6	WASHER, SPRING 2-6	
41	021060106	4	1シユナツト6	NUT, 1 M6	
42	200190001	5	ステツフル	STAPLE	
43	S18633109	1	モータカバー	MOTOR COVER	
44	032422003	3	+マルモクネジ4.1X20	WOOD SCREW, ROUND M4.1X20	
45	116662003	3	ザガネ	WASHER	
46	S20137001	1	モータウシロカバー	BACK COVER, MOTOR	
47	138444001	2	ナベBタイト4X14	TAPTITE, PAN B M4X14	
48	025040232	2	ヒラザガネチユウ4	WASHER, PLAIN M 4	

118-V30-910

◎ 付属品の明細は変更することがあります。
◎ The details of included accessories are subject to change.
◎ Änderungen in der Aufstellung der Mitgelieferten Zubehöre sind vorbehalten.
◎ Les détails des accessoires inclus sont sujets à des changements.
◎ Los detalles des accesorios incluídos pueden variar.

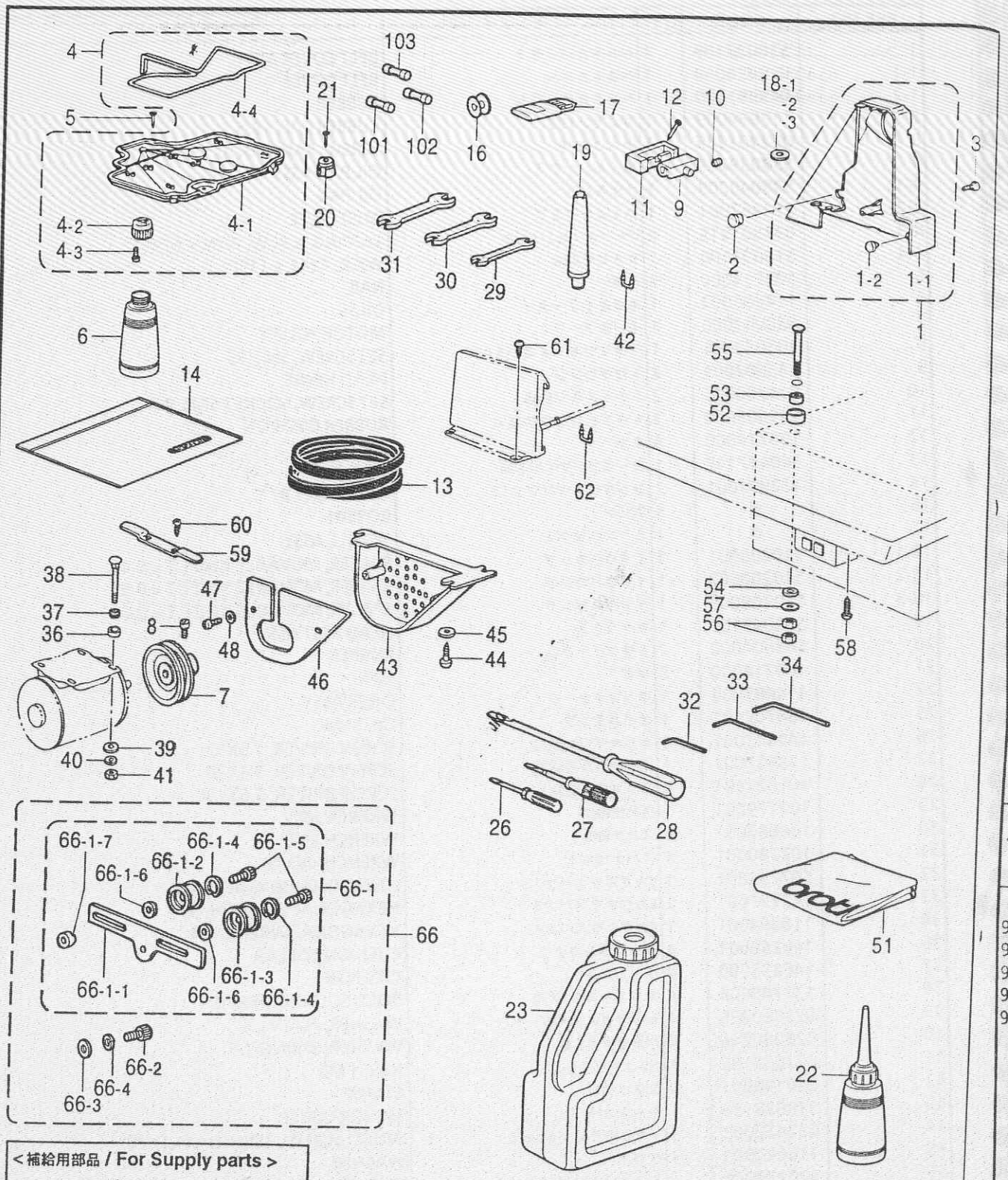
4
4-4
5
4-1
4-2
4-3
21
20
103
101
102
16
17
12
10
11
9
19
31
30
29
18-1
-2
-3
3
2
1-2
1-1
1
6
14
42
61
62
55
53
52
13
60
59
38
37
36
8
47
48
46
43
45
44
54
57
56
58
34
33
32
39
40
41
7
26
27
28
66
66-1
66-1-7
66-1-4
66-1-5
66-1-2
66-1-6
66-1-3
66-1-1
66-2
66-4
66-3
51
23
22
911
912
903
902
901
15
64

＜補給用部品 / For Supply parts ＞
＂オプション部品 / OPTION PARTS ＂
＜デニム用 (B430E, B433E)
/ For Denim (B430E, B433E) ＞

Z1 . 付属品関係 / Accessories / Zubehör / Accessoires / Accesorios

REF.NO.	CODE	Q'TY	ヒンメイ	NAME OF PARTS	RM
51	144226001	1	トウブカバー	HEAD COVER	
52	146256001	4	クツシヨンカナグ	CUSHION COLLAR	
53	146255000	4	クツシヨン	CUSHION	
54	S00617000	4	ボウシンゴムカラー	RUBBER COLLAR	
55	133740006	4	カクネボルト6X70	BOLT, SQUARE M6X70	
56	021060106	8	1シユナツト6	NUT, 1 M6	
57	025060336	4	ヒラザガネダイ6	WASHER, PLAIN L 6	
58	032461606	2	+マルモクネジ4.5X16	WOOD SCREW, ROUND M4.5X16	
59	S38044001	1	ヒンジオサエ	HINGE PRESSER	
60	032422003	2	+マルモクネジ4.1X20	WOOD SCREW, ROUND M4.1X20	
61	032422505	4	+マルモクネジ4.1X25	WOOD SCREW, ROUND M4.1X25	
62	200190001	3	ステツフル	STAPLE	
66	S49677001	1	テンシヨンフーリオオクミ	TENSION PULLEY SET	
66-1	S49678001	1	テンシヨンフーリタイクミ	TENSION PULLEY BRACKET ASSY	
66-1-1	S49679001	1	テンシヨンフーリタイ	TENSION PULLEY BRACKET	
66-1-2	S47074001	2	アイドルフーリ	IDLER PULLEY	
66-1-3	070638800	2	タマジクウケ638ZZ	BALL BEARING, 638ZZ	
66-1-4	048280242	4	トメワアナヨウC28	RETAINING RING, INTERNAL C28	
66-1-5	018082032	2	アナボルト8X20	BOLT, SOCKET M8X20	
66-1-6	S03611001	2	カラーS	COLLAR, S	
66-1-7	S47176001	1	ナツト8	NUT, M8	
66-2	018081222	1	アナボルト8X12	BOLT, SOCKET M8X12	
66-3	025080232	1	ヒラザガネチユウ8	WASHER, PLAIN M 8	
66-4	028080242	1	バネザガネ2-8	WASHER, SPRING 2-8	
101	S08030000	1	Gヒユーズ5AFB	FUSE, 5A ;FB	
102	153242000	1	ヒユーズ6A	FUSE, 6A	
103	S48580000	1	GFUSE7AFB	FUSE, 7A ;FB	
			＜デニム用(B430E,B433E)＞	＜For Denim (B430E,B433E)＞	
64	S41222101	1	ハリボウイトアンナイB	THREAD GUIDE, B ;N-BAR	
			" オプション部品 "	" OPTION PARTS "	
15	S06706001	1	シリコンオイル	SILICONE OIL	
			＜補給用部品＞	＜For Supply parts＞	
901	UA4817000	1	MOSLSI27C2001	EPROM:Z7C2001	
902	S60400000	2	ドウデンハツト30X50	CONDUCTIVE PAD, 30X50	
903	S60711001	1	PROM1イレハコ	CARTON, ;PROM	
911	156006001	2	オサエアシ	WORK CLAMP, U	
912	017680512	2	ボルト4.37X5	BOLT, SM4.37X5	

118-V30-910

③ 付属品の明細は変更することがあります。
③ The details of included accessories are subject to change.
③ Änderungen in der Aufstellung der Mitgelieferten Zubehöre sind vorbehalten.
③ Les détails des accessoires inclus sont sujets à des changements.
③ Los detalles des accesorios incluídos pueden variar.

< B430E,B432E,B433E用 / For B430E,B432E & B433E >

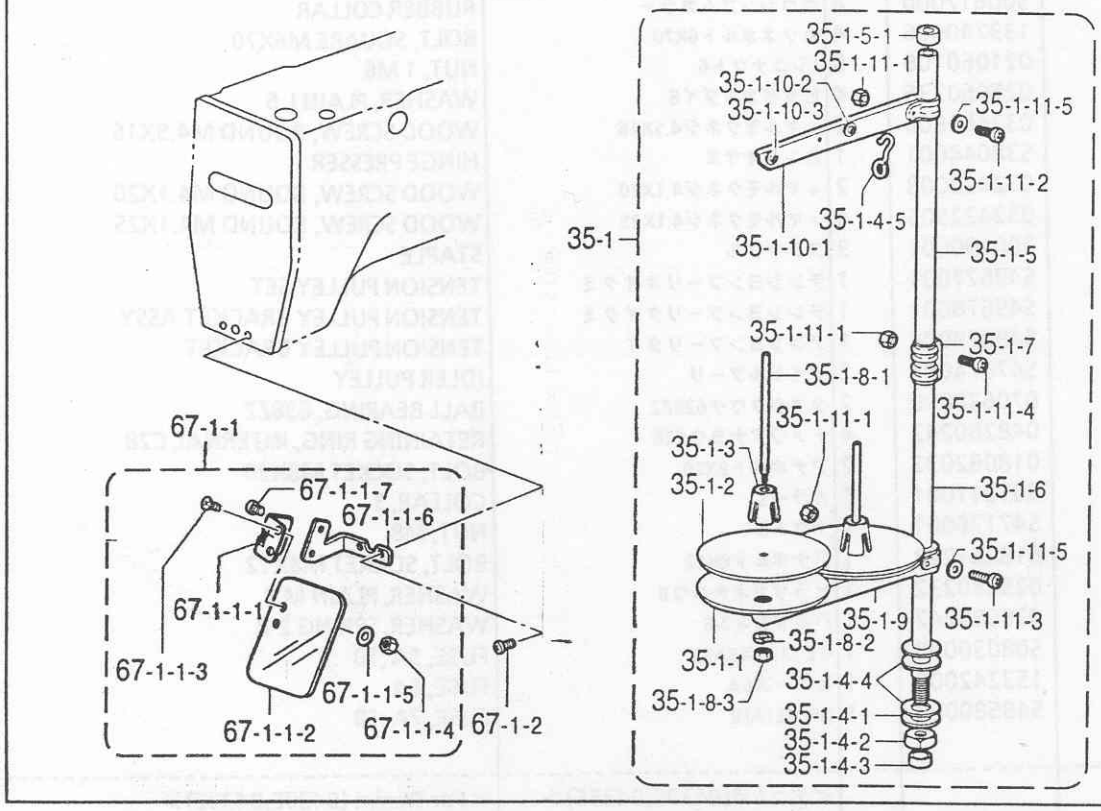

< B431用 / For B431E >

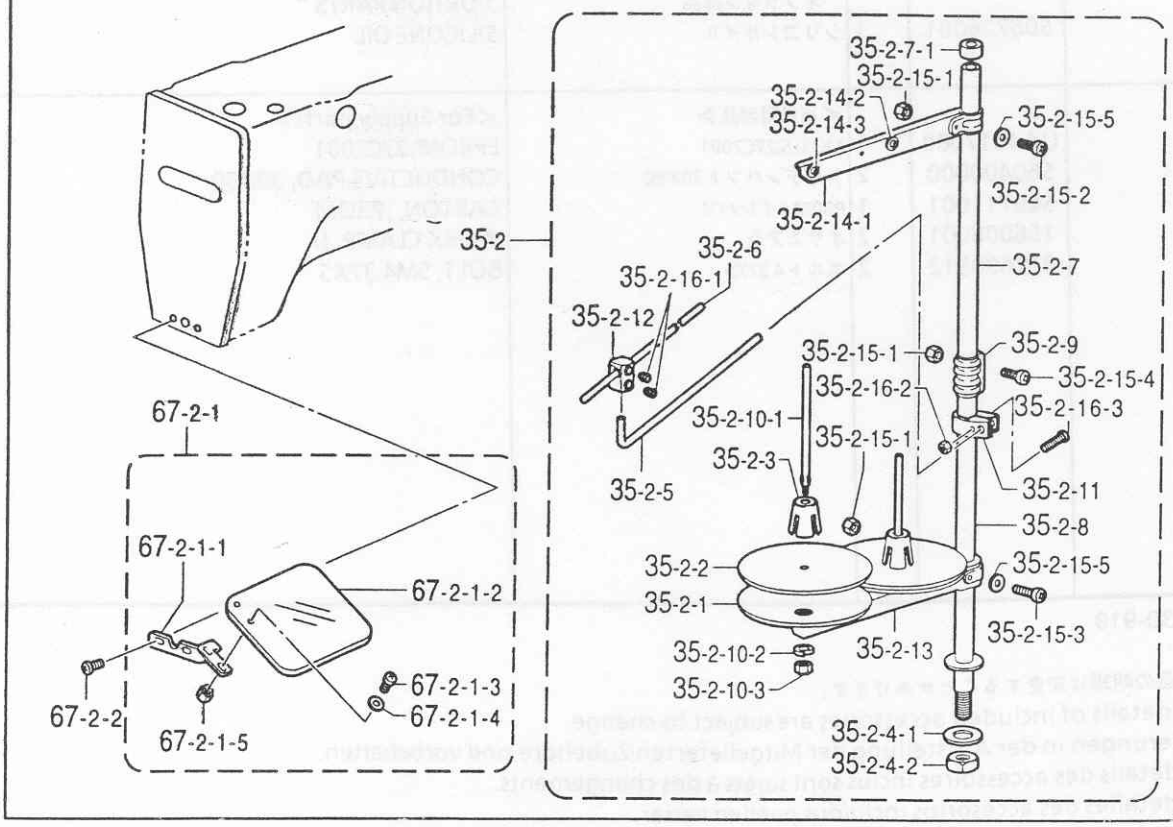

REF.NO.	CODE	Q'TY	ヒンメイ	NAME OF PARTS	RM
			＜B430E,B432E,B433E用＞	＜For B430E, B432E & B433E＞	
35-1	S02763402	1	イトタテダイクミ2DR	COTTON STAND ASSY, 2DR	
35-1-1	S51283001	2	ウケザラ	SPOOL STAND BASE	
35-1-2	150182000	2	スプールマツト	SPOOL MAT	
35-1-3	S51282001	2	スプールクツシヨン	SPOOL CUSHION	
35-1-4	S02777001	1	パイプDネジセツトB	PIPE (D) & SCREW SET, B	
35-1-4-1	150206002	1	ヒラザガネ16	WASHER, PLAIN 16	
35-1-4-2	S38648001	1	6カクナツトU5/8	NUT, U5/8-28	
35-1-4-3	150174000	1	コラムキヤツフ	COLUMN CAP	
35-1-4-4	S01005000	2	イトタテゴム	RUBBER WASHER	
35-1-4-5	S02747101	1	イトカケバネ	SPRING	
35-1-5	S40640001	1	コラムパイプキヤツプツキ	COLUMN PIPE W/CAP	
35-1-5-1	150174000	1	コラムキヤツフ	COLUMN CAP	
35-1-6	156112003	1	コラムパイプD	COLUMN PIPE, D	
35-1-7	150173003	1	コラムジヨイント	COLUMN JOINT	
35-1-8	S21798001	2	スプールネジセツト	SPOOL & SCREW SET	
35-1-8-1	150179002	2	スプールジクB	SPOOL SHAFT, B	
35-1-8-2	028050246	2	バネザガネ2-5	WASHER, SPRING 2-5	
35-1-8-3	021500106	2	1シユナツト5	NUT, 1 M5	
35-1-9	S02778002	1	スプールホルダー2	SPOOL HOLDER, 2	
35-1-10	S02786002	1	スレツドハンガークミ2	THREAD HANGER ASSY, 2	
35-1-10-1	S02787002	1	スレツドハンガー2	THREAD HANGER, 2	
35-1-10-2	150183000	2	イトカケハンガーダイ	THREAD HANGER BASE	
35-1-10-3	142990001	2	スレツドブツシユ	THREAD BUSH	
35-1-11	S40641001	1	スプールジクネジセツトA	SPOOL SHAFT & SCREW SET, A	
35-1-11-1	021500106	4	1シユナツト5	NUT, 1 M5	
35-1-11-2	062501406	1	ナベコ5X14	SCREW, PAN M5X14	
35-1-11-3	062503506	1	ナベコM5X35	SCREW, PAN M5X35	
35-1-11-4	062501406	2	ナベコ5X14	SCREW, PAN M5X14	
35-1-11-5	026050136	2	ヒラザガネコガタ5	WASHER, PLAIN S 5	
67-1	S49602001	1	アイガードセツトC	EYE GUARD SET	
67-1-1	S44493001	1	アイガードクミ	EYE GUARD ASSY	
67-1-1-1	S44483001	1	チヨウバンクミ	HINGE ASSY	
67-1-1-2	S44485001	1	アイガード	EYE GUARD	
67-1-1-3	061660806	2	サラコ318-40X8	SCREW, FLAT SM3.18-40X8	
67-1-1-4	021660102	2	ナツト1シユ3.18	NUT, 1 SM3.18	
67-1-1-5	025030232	2	ヒラザガネチユウ3	WASHER, PLAIN M 3	
67-1-1-6	S44486001	1	アイガードホルダーA	EYE GUARD HOLDER, A	
67-1-1-7	062670512	2	ナベコ357-40X5	SCREW, PAN SM3.57-40X5	
67-1-2	062671016	2	ナベコ357-40X10	SCREW, PAN SM3.57-40X10	
			＜B431E用＞	＜For B431E＞	
35-2	S40574109	1	イトタテダイクミ2DTHF	COTTON STAND ASSY, 2DTHF	
35-2-1	S51283001	2	ウケザラ	SPOOL STAND BASE	
35-2-2	150182000	2	スプールマツト	SPOOL MAT	
35-2-3	S51282001	2	スプールクツシヨン	SPOOL CUSHION	
35-2-4	S02775001	1	パイプネジセツトA	PIPE SCREW SET, A	
35-2-4-1	150206002	1	ヒラザガネ16	WASHER, PLAIN 16	
35-2-4-2	S38648001	1	6カクナツトU5/8	NUT, U5/8-28	
35-2-5	S04109001	1	イトアンナイササエボウ	SUPPORT BAR, ;TR-GUIDE	

118-V30-910

◎ 付属品の明細は変更することがあります。
◎ The details of included accessories are subject to change.
◎ Änderungen in der Aufstellung der Mitgelieferten Zubehöre sind vorbehalten.
◎ Les détails des accessoires inclus sont sujets à des changements.
◎ Los detalles des accesorios incluídos pueden variar.

REF.NO.	CODE	Q'TY	ヒンメイ	NAME OF PARTS	RMK
35-2-6	142997001	1	イトアンナイ3	THREAD GUIDE, 3	
35-2-7	S40640001	1	コラムパイプキヤツプツキ	COLUMN PIPE W/CAP	
35-2-7-1	150174000	1	コラムキヤツプ	COLUMN CAP	
35-2-8	156112003	1	コラムパイプD	COLUMN PIPE, D	
35-2-9	150173003	1	コラムジヨイント	COLUMN JOINT	
35-2-10	S21798001	2	スプールネジセット	SPOOL & SCREW SET	
35-2-10-1	150179002	2	スプールジクB	SPOOL SHAFT, B	
35-2-10-2	028050246	2	バネザガネ2-5	WASHER, SPRING 2-5	
35-2-10-3	021500106	2	1シユナツト5	NUT, 1 M5	
35-2-11	150185009	1	イトアンナイホルダー	THREAD GUIDE HOLDER	
35-2-12	138843001	1	ササエボウツギテ	JOINT	
35-2-13	S02778002	1	スプールホルダー2	SPOOL HOLDER, 2	
35-2-14	S02786002	1	スレツドハンガークミ2	THREAD HANGER ASSY, 2	
35-2-14-1	S02787002	1	スレツドハンガー2	THREAD HANGER, 2	
35-2-14-2	150183000	2	イトカケハンガーダイ	THREAD HANGER BASE	
35-2-14-3	142990001	2	スレツドブツシユ	THREAD BUSH	
35-2-15	S40641001	1	スプールジクネジセットA	SPOOL SHAFT & SCREW SET, A	
35-2-15-1	021500106	4	1シユナツト5	NUT, 1 M5	
35-2-15-2	062501406	1	ナベコ5X14	SCREW, PAN M5X14	
35-2-15-3	062503506	1	ナベコM5X35	SCREW, PAN M5X35	
35-2-15-4	062501406	2	ナベコ5X14	SCREW, PAN M5X14	
35-2-15-5	026050136	2	ヒラザガネコガタ5	WASHER, PLAIN S 5	
35-2-16	S40643001	1	ホルダーツギテネジセット	HOLDER JOINT & SCREW SET	
35-2-16-1	014060632	2	アナクボミ6X6	SET SCREW, SOCKET (CP) M6X6	
35-2-16-2	021500106	1	1シユナツト5	NUT, 1 M5	
35-2-16-3	062503506	1	ナベコM5X35	SCREW, PAN M5X35	
67-2	S50000001	1	アイガードセットD	EYE GUARD SET, D	
67-2-1	S36685101	1	アイガードクミ	EYE GUARD ASSY	
67-2-1-1	S36686101	1	アイガードササエイタ	EYE GUARD SUPPORT PLATE	
67-2-1-2	S52097001	1	アイガード	EYE GUARD	
67-2-1-3	062660712	2	ナベコ318-40X7	SCREW, PAN SM3.18-40X7	
67-2-1-4	025660132	2	ヒラザガネシヨウ3.18	WASHER, PLAIN S 3.18	
67-2-1-5	021660102	2	ナツト1シユ3.18	NUT, 1 SM3.18	
67-2-2	062671016	2	ナベコ357-40X10	SCREW, PAN SM3.57-40X10	

118-V30-910

◎ 付属品の明細は変更することがあります。
◎ The details of included accessories are subject to change.
◎ Änderungen in der Aufstellung der Mitgelieferten Zubehöre sind vorbehalten.
◎ Les détails des accessoires inclus sont sujets à des changements.
◎ Los detalles des accesorios incluídos pueden variar.

Sp1．仕様別部品一覧表 (B430E Mark II) / DIFFERENT PARTS LIST (B430E Mark II) / ZUBEHÖRLISTE (B430E Mark II) / LISTE DES PIECES ACCESSOIRES (B430E Mark II) / LISTA DE PIEZAS ACCESORIAS (B430E Mark II)

LK3-B430E-Mark II,B431E-Mark II,B432E-Mark II,B433E-Mark II には下記部品が用意されていますので幅広い用途にご活用ください。

The following are standard gauge parts according to each specification.

◎表中★の部品は、LK3-B430E電子門止めミシンと共通です。☆の部品は、BAS-311Eプログラム式電子ミシンと共通です。

◎In the following table, parts marked with ★ are common with the LK3-B430E; parts with ☆ are common with the BAS-311E.

品名 Part name / 仕様 Spec.	B430E Mark II			
	-2	-1	-5	-7
(J-53) 針穴板 Needle hole plate	☆ (ø2.6) S10212-101 E	(ø2.2) S49980-001 FM		☆ (ø1.6) S10211-001 A
(E-24) ボビンケース組 Bobbin case assy	★ 152690-301 B	★ 159610-201 A		★ 159610-201 A
	☆ S15902-401 LA	☆ S15902-401 LA		
(E-24-1) ボビンケース調子ばね Tension spring	★ 154340-001 B	★ 154339-001 A		★ 154339-001 A
	☆ S16074-101 LA	☆ S16074-101 LA		
(E-24-2) ボビンケースばねねじ Screw	★ 154341-001			★ 154341-001 A
	☆ S16492-101 LA			
(E-24-3) 空転防止ばね Spring, anti-spin	★ 154342-001 B	★ 159612-001 A		★ 159612-001 A
	☆ S15667-001 LA	☆ S15667-001 LA		
(E-25) ボビン Bobbin	★ 159613-051			★ 159613-051
	☆ S15665-001 LA			
(E-22) 中がま箱組 Shuttle hook assy, w/box	★ 152687-902 B	★ 152685-903 A		★ 152685-903 A
	☆ S15663-991 LB	☆ S15662-992 LA		
(E-21) 大がま Shuttle race body	★ 152686-101 B	★ 152682-101 A		
(G-14) 糸調子ばね Spring,tension	★ 107606-001	★ 104525-001		★
(G-10) 糸取りばね Thread take-up spring	★ 144588-001 B	★ 145519-001		★

118-V30-Sp1

Sp1．仕様別部品一覧表 (B430E Mark II) / DIFFERENT PARTS LIST (B430E Mark II) / ZUBEHÖRLISTE (B430E Mark II) LISTE DES PIECES ACCESSOIRES (B430E Mark II) / LISTA DE PIEZAS ACCESORIAS (B430E Mark II)

◎表中★の部品は、LK3-B430E電子閂止めミシンと共通です。☆の部品は、BAS-311Eプログラム式電子ミシンと共通です。
◎In the following table, parts marked with ★ are common with the LK3-B430E; parts with ☆ are common with the BAS-311E.

品名 Part name / 仕様 Spec.	B430E Mark II -2	-1	-5	-7
(G-25) 針棒糸案内 Thread guide, ;n-bar 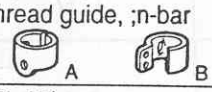	★ 152890-001 A	★ S41222-001 B		
(Z1-17) ミシン針組 Needle assy	★ S37928-419	107415-414		★ 107415-409
(B-26) 針 Needle	★ DP×17 NY #19 S37928-019	DP×5 #14 107415-014		★ DP×5 #9 107415-009
(C2-37) 押え腕組 Work clamp arm assy	S49591-001	S49594-001	S49596-001	S51095-001
(C2-37-8, 37-9) 押え足 Work clamp, U	★ 5.6×23 (3mm用) R. 153608-101 L. 154527-001	★ 4×18 (2mm用) R. 152777-001 L. 152778-001	★ 4×12 (2mm用) R. 152779-001 L. 152780-001	4×12 (2mm用) R. S49695-001 L. S49694-001
(C2-100) 送り板 Feed plate	S49697-001	12×31 (沈下式 L Submerged-type, L) S49698-001	16×24 (沈下式 S Submerged-type, S) S49700-001	5.4×13.4 (2mm用) S49696-001

◎標準の押え足、送り板のサイズは、次のとおりです。(実際の縫製エリアは、内枠寸法から約1.5mm内側になります。)
◎Standard sizes for work clamps and feed plates are as follows:
(The actual sewing area has 1.5mm margin on every size; inside the lines which the dimensions indicate.)

機種 / Model	B430E Mark II			
仕様 / Spec.	-2	-1	-5	-7
R	153608-101	152777-001	152779-001	S49695-001
L	154527-001	152778-001	152780-001	S49694-001
(C2-37-8, 37-9) 押え足 Work clamp	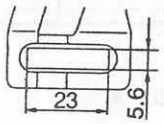	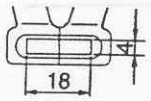	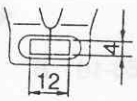	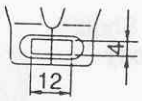
(C2-100) 送り板 Feed plate	S49697-001 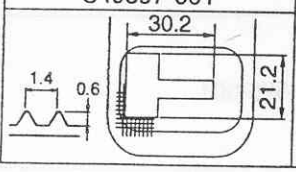	S49698-001 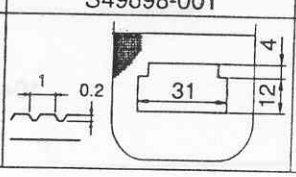	S49700-001 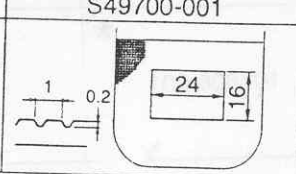	S49696-001 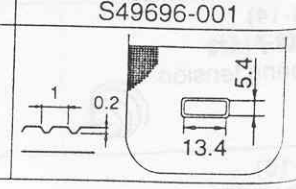

Sp2. 仕様別部品一覧表 (B431E Mark II ,B432E Mark II) / DIFFERENT PARTS LIST (B431E Mark II ,B432E Mark II) / ZUBEHÖRLISTE (B431E Mark II ,B432E Mark II) / LISTE DES PIECES ACCESSOIRES (B431E Mark II ,B432E Mark II) / LISTA DE PIEZAS ACCESORIAS (B431E Mark II ,B432E Mark II)

◎表中★の部品は、LK3-B430E電子閂止めミシンと共通です。☆の部品は、BAS-311Eプログラム式電子ミシンと共通です。
◎In the following table, parts marked with ★are common with the LK3-B430E; parts with ☆are common with the BAS-311E.

品名 Part name / 仕様 Spec.	B431E Mark II -2	B431E Mark II -3	B432E Mark II -
(J-53) 針穴板 Needle hole plate	(ø2.2) S49980-001 FM		(ø2.2) S49980-001 FM
(E-24) ボビンケース組 Bobbin case assy	159610-201 A ★		159610-201 A ★
	S15902-401 LA ☆		S15902-401 LA ☆
(E-24-1) ボビンケース調子ばね Tension spring	154339-001 A ★		154339-001 A ★
	S16074-101 LA ☆		S16074-101 LA ☆
(E-24-2) ボビンケースばねねじ Screw	154341-001 ★		154341-001 ★
	S16492-101 LA ☆		S16492-101 LA ☆
(E-24-3) 空転防止ばね Spring, anti-spin	159612-001 A ★		159612-001 A ★
	S15667-001 LA ☆		S15667-001 LA ☆
(E-25) ボビン Bobbin	159613-051 ★		159613-051 ★
	S15665-001 LA ☆		S15665-001 LA
(E-22) 中がま箱組 Shuttle hook assy, w/box	152685-903 A ★		152685-903 A ★
	S15662-992 LA ☆		S15662-992 LA
(E-21) 大がま Shuttle race body	152682-101 A ★		152682-101 A ★
(G-14) 糸調子ばね Spring,tension	104525-001 ★		104525-001 ★
(G-10) 糸取りばね Thread take-up spring	145519-001 ★		145519-001 ★
(G-25) 針棒糸案内 Thread guide, ;n-bar 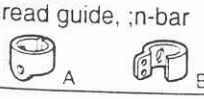	141222-001 B ★		S41222-001 B ★

118-V30-Sp3

Sp2 . 仕様別部品一覧表 (B431E Mark II ,B432E Mark II) / DIFFERENT PARTS LIST (B431E Mark II ,B432E Mark II) / ZUBEHÖRLISTE (B431E Mark II ,B432E Mark II) / LISTE DES PIECES ACCESSOIRES (B431E Mark II ,B432E Mark II) / LISTA DE PIEZAS ACCESORIAS (B431E Mark II ,B432E Mark II)

◎表中★の部品は、LK3-B430E電子閂止めミシンと共通です。☆の部品は、BAS-311Eプログラム式電子ミシンと共通です。
◎In the following table, parts marked with ★are common with the LK3-B430E; parts with ☆are common with the BAS-311E.

品名 Part name / 仕様 Spec.	B431E Mark -2	B431E Mark -3	B432E Mark II -
(Z1-17) ミシン針組 Needle assy	107415-414		107415-414
(B-26) 針 Needle	DP×5 #14 107415-014		DP×5 #14 107415-014
(C3-37) 押え腕組 Work clamp arm assy	431-S S51848-001	431-L S51851-001	-
(C3-37-10) 押え足 Work clamp, U	431-S 154416-101	431-L 154417-101	-
(C3-100, C4-100) 送り板 Feed plate 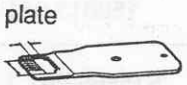	431-S S51853-001	431-L S51852-001	432 S51084-001

◎標準の押え足、送り板のサイズは、次のとおりです。(実際の縫製エリアは、内枠寸法から約1.5mm内側になります。)
◎Standard sizes for work clamps and feed plates are as follows:
(The actual sewing area has 1.5mm margin on every size; inside the lines which the dimensions indicate.)

機種 / Model	B431E Mark II		B432E Mark II
仕様 / Spec.	-2	-3	-
R	154416-101	154417-101	118249-001
L			118250-001
(C3-37-10, C4-37-29 -30) 押え足 Work clamp	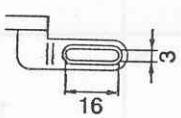	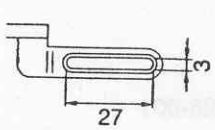	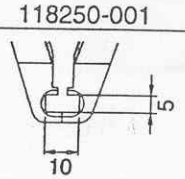
(C3-100, C4-100) 送り板 Feed plate	S51853-001 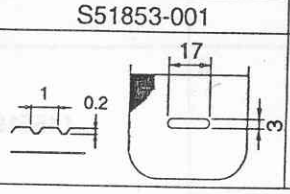	S51852-001 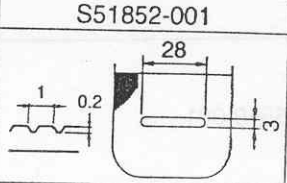	S51084-001 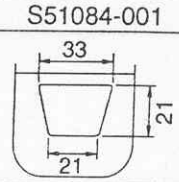

118-V30-Sp2

Sp3．仕様別部品一覧表 (B433E Mark II) / DIFFERENT PARTS LIST (B433E Mark II) / ZUBEHÖRLISTE (B433E Mark II) / LISTE DES PIECES ACCESSOIRES (B433E Mark II) / LISTA DE PIEZAS ACCESORIAS (B433E Mark II)

◎表中★の部品は、LK3-B430E電子門止めミシンと共通です。☆の部品は、BAS-311Eプログラム式電子ミシンと共通です
◎In the following table, parts marked with ★ are common with the LK3-B430E; parts with ☆ are common with the BAS-311E.

品名 Part name / 仕様 Spec.	B433E Mark II		
	-2	-1	-7
(J-53) 針穴板 Needle hole plate	(ø2.6) ☆ S10212-101 E	(ø2.2) ☆ S49980-001 FM	(ø1.6) ☆ S10211-001 A
(E-24) ボビンケース組 Bobbin case assy	152690-301 B ★	159610-201 A ★	159610-201 A ★
	S15902-401 LA ☆	S15902-401 LA ☆	
(E-24-1) ボビンケース調子ばね Tension spring	154340-001 B ★	154339-001 A ★	154339-001 A ★
	S16074-101 LA ☆	S16074-101 LA ☆	
(E-24-2) ボビンケースばねねじ Screw	154341-001 ★	154341-001 ★	154341-001 ★
	S16492-101 LA ☆	S16492-101 LA ☆	
(E-24-3) 空転防止ばね Spring, anti-spin	154342-001 B ★	159612-001 A ★	159612-001 A ★
	S15667-001 LA ☆	S15667-001 LA ☆	
(E-25) ボビン Bobbin	159613-051 ★		159613-051 ★
	S15665-001 LA ☆		
(E-22) 中がま箱組 Shuttle hook assy, w/box	152687-902 B ★	152685-903 A ★	152685-903 A ★
	S15663-991 LB ☆	S15662-992 LA ☆	
(E-21) 大がま Shuttle race body	152686-101 B ★	152682-101 A ★	
(G-14) 糸調子ばね Spring,tension	107606-001 ★	104525-001 ★	
(G-10) 糸取りばね Thread take-up spring	144588-001 B ★	145519-001 ★	
(G-25) 針棒糸案内 Thread guide, n-bar A B	152890-001 A ★	S41222-001 B ★	

118-V30-Sp3

Sp3 . 仕様別部品一覧表 (B433E Mark II) / DIFFERENT PARTS LIST (B433E Mark II) / ZUBEHÖRLISTE (B433E Mark II)
LISTE DES PIECES ACCESSOIRES (B433E Mark II) / LISTA DE PIEZAS ACCESORIAS (B433E Mark II)

◎表中★の部品は、LK3-B430E電子閂止めミシンと共通です。☆の部品は、BAS-311Eプログラム式電子ミシンと共通です
◎In the following table, parts marked with ★ are common with the LK3-B430E; parts with ☆ are common with the BAS-311E.

品名 Part name / 仕様 Spec.	B433E Mark II -2	B433E Mark II -1	B433E Mark II -7
(Z1-17) ミシン針組 Needle assy	★ S37928-419	107415-414	★ 107415-409
(B-26) 針 Needle	★ DP×17 NY#19 S37928-019	DP×5 #14 107415-014	★ DP×5 #9 107415-009
(C5-200) 押えブランク Work clamp, ; blank	433-2 S41353-001 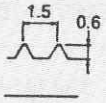	433-1 S41352-001 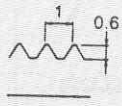	
(C5-100) 送り板ブランク Feed plate blank	433-2 S41355-001 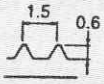	433-1 S41354-001 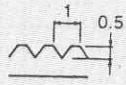	

118-V30-Sp3

Ga1 . ゲージ部品一覧表 (B430E MarkII) / Gauge parts List (B430E MarkII) / Lehrenliste (B430E MarkII) / Liste des Pièces decartment (B430E Mark II) / Lista d´ePiezas de calibradores (B430E Mark II)

＜ゲージ部品＞
オプションのゲージ部品には次のものがあります。
押え足（押え）と送り板は、上下の組合わせになります。
・押え足と送り板 (B430EMarkII 用)

< Gauge parts >
The following are provided as optional gauge parts.
Each work clamp pair and presser pair are used in combination with the feed plate directly below them.
・ Work clamps and feed plate (For B430E MarkII)

	1	2	3	4
R	152781-001 (デニム / For denim)	153201-001 (PL)	153203-001 (PS)	S00906-001 (1 Inch)
L	152782-001 (デニム / For denim)	153202-001 (PL)	153204-001 (PS)	S00907-001 (1 Inch)
(C2-37-8, 37-9) 押え足 Work clamp	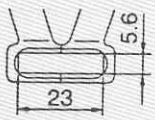	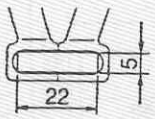	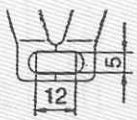	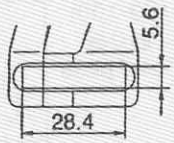
(C2-100) 送り板 Feed plate	S49942-001 (デニム / For denim) 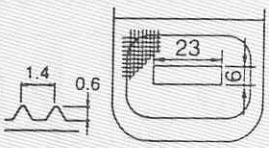	S49943-001 (PL) 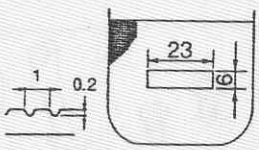	S49944-001 (PS) 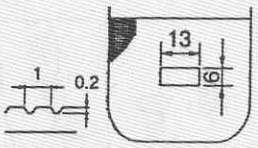	S49946-001 (1 Inch) 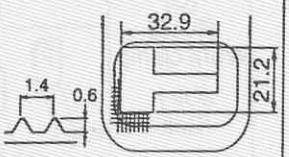

	5	6	7	8
R	S33747-001 (30mm)	153201-001 (デニム / For denim)	152777-001 (PM)	152779-001 (メリヤス / For knitted materials)
L	S33748-001 (30mm)	153202-001 (デニム / For denim)	152778-001 (PM)	152780-001 (メリヤス / For knitted materials)
(C2-37-8, 37-9) 押え足 Work clamp	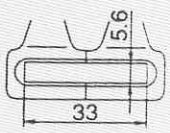	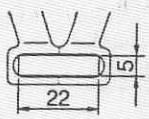	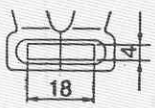	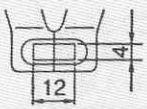
(C2-100) 送り板 Feed plate	S49948-001 (30mm) 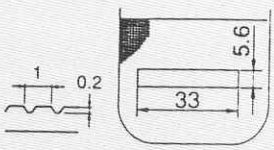	S49949-001 (デニム / For denim) 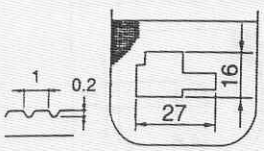	S49943-001 (PL) 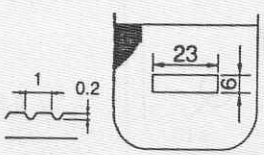	S49699-001 (メリヤス / For knitted materials) 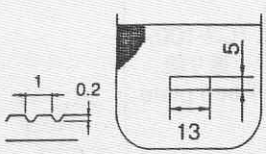

	9
(C2-100) 送り板 Feed plate	S49945-001 (MS) 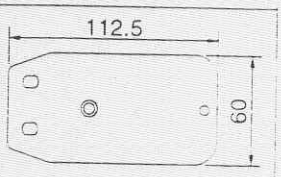

Ga1 . ゲージ部品一覧表 (B430E Mark II) / Gauge parts List (B430E Mark II) / Lehrenliste (B430E Mark II) /
Liste des Pièces decartment (B430E Mark II) / Lista d´ePiezas de calibradores (B430E Mark II)

	10	11	12	13
R	S46771-001 (線閂止 / For straight bar tacking)	S46771-001 (線閂・沈 / For straight bar tacking/submerged)	S46774-001 (縦閂止 / For vertical bar tacking)	S46774-001 (縦閂・沈 / For vertical bar tacking/submerged)
L	S46770-001 (線閂止 / For straight bar tacking)	S46770-001 (線閂・沈 / For straight bar tacking/submerged)	S46773-001 (縦閂止 / For vertical bar tacking)	S46773-001 (縦閂・沈 / For vertical bar tacking/submerged)
(C2-37-8, 37-9) 押え足 Work clamp	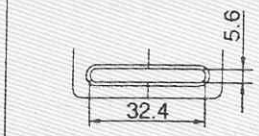	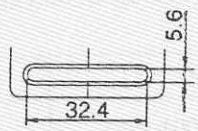	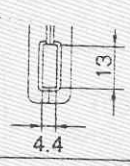	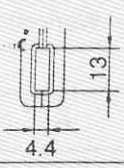
(C2-100) 送り板 Feed plate	S49970-001 (線閂止 / For straight bar tacking)	S49974-001 (線閂・沈 / For straight bar tacking/submerged)	S49971-001 (縦閂止 / For vertical bar tacking)	S49975-001 (縦閂・沈 / For vertical bar tacking/submerged)
	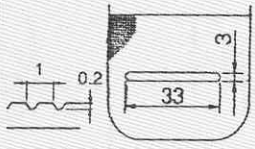	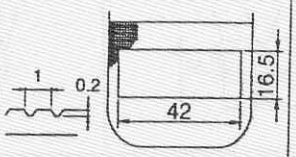	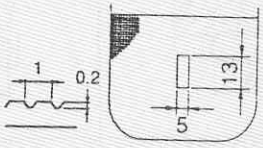	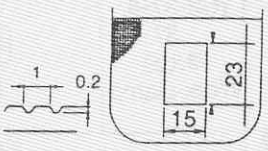
(C) 押え足 Work clamp ボルト Bolt	156006-001 017680-512	156006-001 017680-512	156006-001 017680-512	156006-001 017680-512
	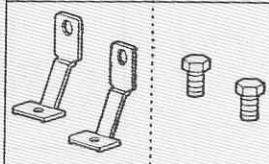	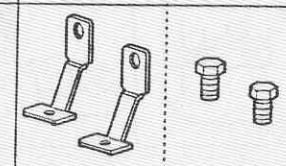	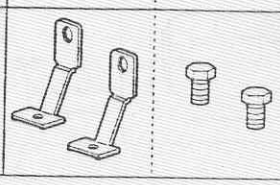	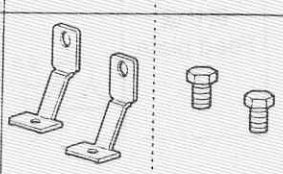

	14	15
R	S46777-001 (菊穴 / For circular stitching)	S46780-001 (半月閂 / For crescent bar tacking)
L	S46776-001 (菊穴 / For circular stitching)	S46779-001 (半月閂 / For crescent bar tacking)
(C2-37-8, 37-9) 押え足 Work clamp	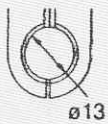	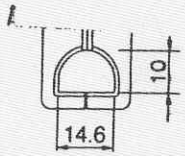
(C2-100) 送り板 Feed plate	S49972-001 (菊穴 / For circular stitching)	S49973-001 (半月閂 / For crescent bar tacking)
	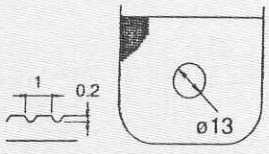	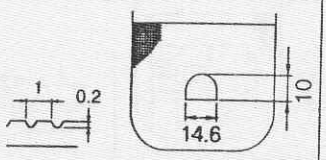
(C) 押え足 Work clamp ボルト Bolt	156006-001 017680-512	156006-001 017680-512
	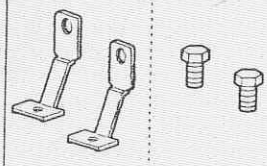	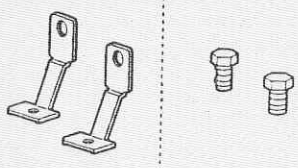

*14 , 15 については、別にプログラム作成が必要です。
*Separate programs must be created if using 14 or 15.

Ga1 . ゲージ部品一覧表 (B430E MarkⅡ) / Gauge parts List (B430E MarkⅡ) / Lehrenliste (B430E MarkⅡ) / Liste des Pièces decartment (B430E MarkⅡ) / Lista d´ePiezas de calibradores (B430E MarkⅡ)

(C2) 押え足ブランク / Work clamp blank	(C2) 送り板ブランク / Feed plate blank		
155994-000	S49976-000	S49977-000	S49978-000
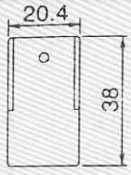	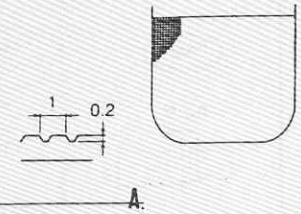	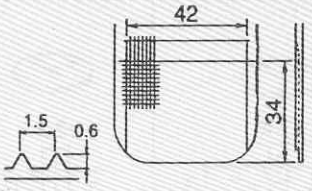	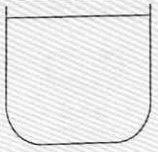 菱目無し / Without lozenge

Ga2 . ゲージ部品一覧表 (B433E MarkⅡ) / Gauge parts List (B433E MarkⅡ) / Lehrenliste (B433E MarkⅡ) / Liste des Pièces decartment (B433E MarkⅡ) / Lista d´ePiezas de calibradores (B433E MarkⅡ)

・押え足と送り板 (B433E MarkⅡ用)
・Work clamp and feed plate (For B433E MarkⅡ)

	1	2	3	4	5
R	S43441-001 (縦閂・沈 / For vertical bar tacking / submerged)	S43955-001	S46212-001	S43955-001	S46212-001
L	S43442-001 (縦閂・沈 / For vertical bar tacking / submerged)	S43956-001	S46213-001	S43956-001	S46213-001
(C5-200) 押え足 Work clamp	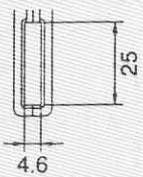	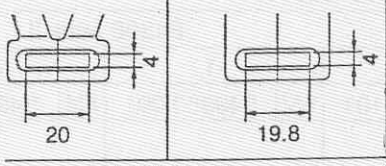			
(C5-100) 送り板 Feed plate	S43440-001 (縦閂・沈 / For vertical bar tacking / submerged) 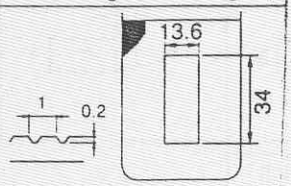	156087-001 (閂止・沈 / For bar tacking / submerged) 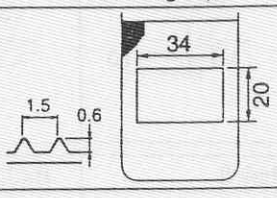		156084-001 (閂止・サンド / For bar tacking / sandwiched) 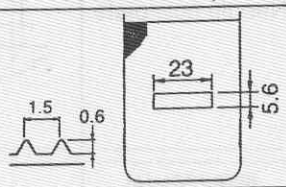	

	6	7	8	9
R	S46788-001 (縦閂止 / For vertical bar tacking)	S46791-001 (菊穴 / For circular stitching)	S46794-001 (半月閂 / For crescent bar tacking)	S46785-001 (線閂止 / For straight bar tacking)
L	S46787-001 (縦閂止 / For vertical bar tacking)	S46790-001 (菊穴 / For circular stitching)	S46793-001 (半月閂 / For crescent bar tacking)	S46784-001 (線閂止 / For straight bar tacking)
(C5-200) 押え足 Work clamp	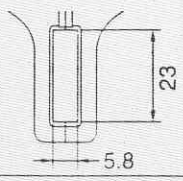	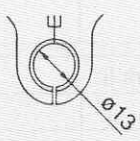	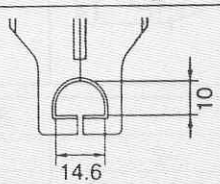	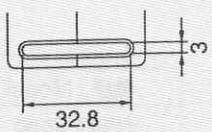
(C5-100) 送り板 Feed plate	S46786-001 (縦閂止 / For vertical bar tacking) 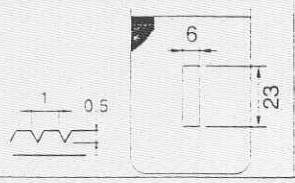	S46789-001 (菊穴 / For circular stitching) 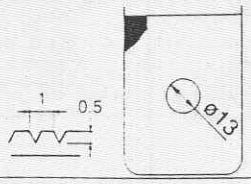	S46792-001 (半月閂 / For crescent bar tacking) 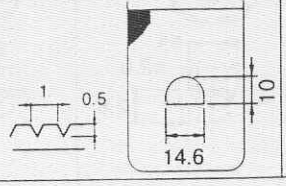	S46783-001 (線閂止 / For straight bar tacking) 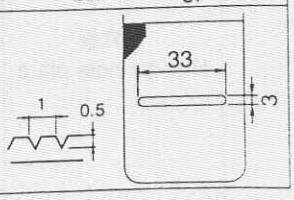

(J-53) 針穴板 / Needle hole plate

A S10211-001	AF S51449-001	BZ S41013-001	D S29997-001	E S10212-101	ED S30925-001
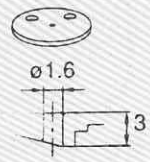 (メリヤス用標準 / For knitted materials)	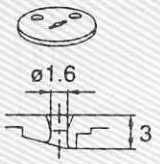	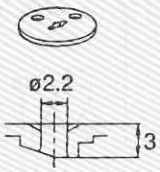	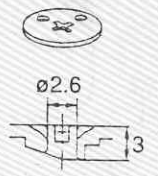	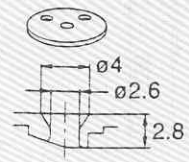 (デニム用標準 / For denim)	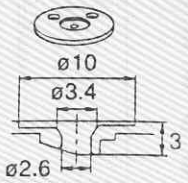

F S10213-001	FD S30926-001	FM S49980-001	H S30450-001	L S25127-001	M S34348-001
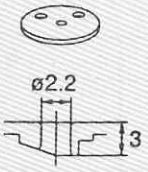	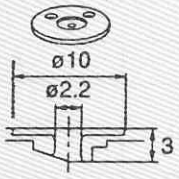	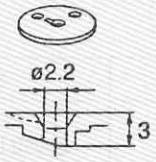 (被服用標準 / For ordinary materials)	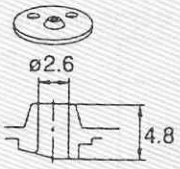	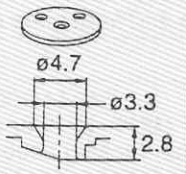	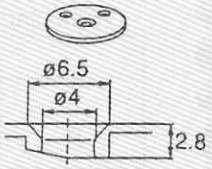

◎ 標準の針穴板は、次のとおりです。
◎ Standard needle hole plates are as follows.

機種 / Model	B430E Mark II			
仕様 / Spec.	-2	-1	-5	-7
	E S10212-101	FM S49980-001	FM S49980-001	A S10211-001
針穴板 Needle hole plate	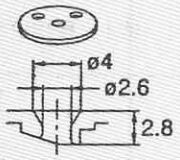	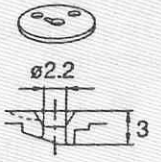	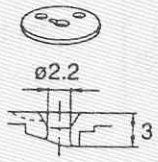	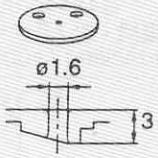

機種 / Model	B431E Mark II		B432E Mark II
仕様 / Spec.	-2	-3	-
	FM S49980-001	FM S49980-001	FM S49980-001
針穴板 Needle hole plate	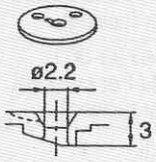	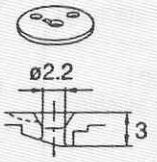	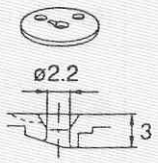

機種 / Model	B433E Mark II		
仕様 / Spec.	-2	-1	-7
	E S10212-101	FM S49980-001	A S10211-001
針穴板 Needle hole plate	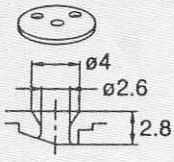	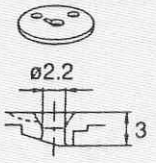	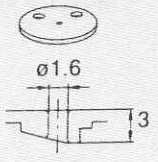

Wa. 警告ラベル / Warning labels / Warnschilder / Etiquettes d'avertissement / Etiquetas de advertencia

警告ラベル / Warning labels	品名 / Name of parts	Size(mm)	Code
	電撃ラベル・和	40×64	S38353-101
	Label, elc. shock 4 lang.	45×118	S38352-101
	操作注意ラベル・和	40×64	S38350-001
	Label, operation Eng.	40×64	S38349-001
	PE マーク Mark, grounding	7.5×12.5	S37059-001
	アースマーク Mark, grounding	φ12	S37060-001

索引 / INDEX / VERZEICHNIS / INDEX / INDICE

CODE	REF.NO.	Page
J02657001	Q2 - 2-1-3	46
	Q2 - 2-2-3	46
	Q2 - 2-3-3	46
	Q2 - 2-4-3	46
	Q2 - 2-7-3	46
S00480000	R - 19	50
	U3 - 2-1-12	60
	V1 - 10-24	62
S00554000	Q1 - 1-17	42
S00617000	Z1 - 54	68
S00705001	J - 47	34
S00906001	Ga1- C2-37-8	78
S00907001	Ga1- C2-37-9	78
S01005000	Z2 - 35-1-4-4	70
S01199003	U3 - 2-4-1	60
S01603009	U3 - 2-4	60
S01998001	L - 8	36
	M - 13	38
	V1 - 10-8	62
S02354001	J - 24	32
	M - 3	38
S02429101	E - 14-2	24
S02652001	J - 7	32
S02654001	J - 8-1	32
S02747101	Z2 - 35-1-4-5	70
S02763402	Z2 - 35-1	70
S02775001	Z2 - 35-2-4	70
S02777001	Z2 - 35-1-4	70
S02778002	Z2 - 35-1-9	70
	Z2 - 35-2-13	71
S02786002	Z2 - 35-1-10	70
	Z2 - 35-2-14	71
S02787002	Z2- 35-1-10-1	70
	Z2- 35-2-14-1	71
S03611001	Z1 - 66-1-6	68
S04109001	Z2 - 35-2-5	70
S06533001	C4 - 37-31	14
S06706001	Z1 - 15	68
S07333001	F - 2	26
S07456000	F - 3	26
S07783001	Z1 - 32	66
S08030000	Q1 - 1-26-16	42
	Z1 - 101	68
S09043000	E - 14-8	24
	F - 32	26
S09212001	C1 - 3-1	6
S10103001	D1 - 302	20
S10105001	D1 - 14	20
	D2 - 14	22
S10162201	F - 15	26
S10174000	H - 1-15	30
S10195001	J - 30	32
S10202101	J - 41	32
S10205001	J - 45	34
S10208001	J - 46	34
	Z1 - 18-1	66
S10208002	J - 46	34
	Z1 - 18-2	66
S10208003	J - 46	34
	Z1 - 18-3	66
S10209101	J - 48	34
S10210201	J - 49	34
S10211001	Ga3- J-53	81

CODE	REF.NO.	Page
S10211001	Sp1 - J-53	72
	Sp3 - J-53	76
S10212101	Ga3- J-53	81
	Sp1 - J-53	72
	Sp3 - J-53	76
S10213001	Ga3- J-53	81
S10239001	M - 22	38
S10243000	R - 205	52
S10469001	G - 18	28
S10478000	F - 10	26
S11244001	J - 52	34
S11949000	Q1 - 1-16	42
S12441001	G - 33	28
S15662992	Sp1 - E-22	72
	Sp2 - E-22	74
	Sp3 - E-22	76
S15663991	Sp1 - E-22	72
	Sp3 - E-22	76
S15665001	Sp1 - E-25	72
	Sp2 - E-25	74
	Sp3 - E-25	76
S15667001	Sp1 - E-24-3	72
	Sp2 - E-24-3	74
	Sp3 - E-24-3	76
S15902401	Sp1 - E-24	72
	Sp2 - E-24	74
	Sp3 - E-24	76
S16074101	Sp1 - E-24-1	72
	Sp2 - E-24-1	74
	Sp3 - E-24-1	76
S16290001	E - 23	24
S16492101	Sp1 - E-24-2	72
	Sp2 - E-24-2	74
	Sp3 - E-24-2	76
S16568000	T - 1-3	54
S18093100	F - 26	26
	Z1 - 4-4	66
S18523001	C4 - 228	16
S18633109	Z1 - 43	66
S19662001	C4 - 227	16
	D1 - 10	20
	D2 - 10	22
S19748001	L - 5	36
	L - 12	36
	M - 8	38
	V1 - 10-5	62
	V1 - 10-12	62
S20137001	Z1 - 46	66
S20164009	A - 28	2
S20878000	L - 22	36
	V1 - 10-22	62
S21798001	Z2 - 35-1-8	70
	Z2 - 35-2-10	71
S23337009	A - 16	2
	C1 - 49	8
	C4 - 215	16
S23836001	J - 8	32
S25127001	Ga3- J-53	81
S25456001	V2 - 20-5-5	64
	V2 - 20-7	64
S29019000	P - 1-1	40
S29023000	S - 1-1-7-1	54
S29997001	Ga3- J-53	81

CODE	REF.NO.	Page
S30033001	J - 22-3	32
	M - 5-3	38
S30280000	S - 1-1-7-5	54
S30450001	Ga3- J-53	81
S30925001	Ga3- J-53	81
S30926001	Ga3- J-53	81
S31006001	M - 18	38
S31032001	G - 13	28
S31760000	Q1 - 1-18	42
S31952001	M - 21	38
S32235001	J - 18	32
S32335000	V2 - 20-5-7-1	64
S32335100	R - 30-2-1	52
S33689002	B - 11	4
S33747001	Ga1- C2-37-8	78
S33748001	Ga1- C2-37-9	78
S34348001	Ga3- J-53	81
S34839001	C2 - 37-4	10
	C5 - 37-4	18
S34883001	L - 11	36
	V1 - 10-11	62
S34986000	F - 11	26
S36048000	R - 203	52
S36260000	U1 - 1-1-1-7-2	56
	U2 - 1-2-1-5-2	58
S36682000	U1 - 1-1-1-19	56
S36685101	Z2 - 67-2-1	71
S36686101	Z2 - 67-2-1-1	71
S37057001	R - 30-1	52
	V2 - 20-5-8	64
S37806109	V2 - 20-5-11	64
S37915009	A - 12	2
S37916109	A - 13	2
S37920009	A - 25	2
S37926101	B - 16-7	4
S37928019	Sp1 - B-26	73
	Sp3 - B-26	77
S37928419	Sp1 - Z1-17	73
	Sp3 - Z1-17	77
S37930101	C1 - 1-1	6
S37931001	C1 - 1-1-1	6
	C1 - 1-2-1	6
S37932101	C1 - 1-1-6	6
	C1 - 1-2-5	6
	C1 - 4-2	6
S37933001	C1 - 1-1-7	6
	C1 - 1-2-6	6
	C1 - 4-3	6
S37934001	C1 - 2	6
S37935101	C1 - 4	6
S37936101	C1 - 4-1	6
S37937001	C1 - 11	6
	C1 - 19	6
S37938001	C1 - 12	6
S37939001	C1 - 14	6
	C1 - 22	6
S37940001	C1 - 17	6
	C1 - 25	6
S37941001	C1 - 20	6
S37942000	C1 - 27	6
	C1 - 27	8
S37943000	C1 - 28	6
S37944000	C1 - 29	8

CODE	REF.NO.	Page
S37945051	C2 - 31	10
	C3 - 31	12
	C4 - 31	14
S37949001	C2 - 37-2	10
	C5 - 37-2	18
S37950001	C2 - 37-3	10
	C5 - 37-3	18
S37951101	C2 - 37-13	10
	C3 - 37-11	12
	C5 - 37-12	18
S37968001	D1 - 9	20
	D2 - 9	22
S37969001	D1 - 11-1	20
S37970050	D1 - 12	20
	D2 - 12	22
S37974000	D1 - 25	20
S37978251	E - 5	24
S37983001	F - 6	26
S37985000	F - 24	26
S37986000	F - 25	26
S37987001	F - 29	26
S37988000	F - 30	26
S37990409	H - 1	30
S37991109	H - 1-1	30
S37992100	H - 1-2	30
S37993000	H - 1-3	30
S37994001	H - 1-5	30
S37995101	H - 1-6	30
S37996001	H - 1-8	30
S37997001	H - 1-11	30
S37998001	H - 1-16	30
S38002201	J - 3	32
S38003101	J - 9	32
S38004002	J - 11	32
S38004003	J - 11	32
S38004004	J - 11	32
S38011001	J - 34	32
S38012001	J - 40	32
S38015001	J - 43-1	32
S38016001	J - 44	34
S38024001	K - 6	36
S38025001	K - 7	36
S38029000	U2 - 1-2-1-5	58
S38030000	U2 - 1-2-1-5-1	58
S38032001	M - 11	38
S38033001	M - 14	38
S38037109	Z1 - 1	66
S38038009	Z1 - 1-1	66
S38039209	Z1 - 4	66
S38040209	Z1 - 4-1	66
S38041000	Z1 - 7	66
S38044001	Z1 - 59	68
S38045109	Z1 - 19	66
S38059000	U1 - 1-1-1-20	56
	U2 - 1-2-1-18	58
S38060000	U2 - 1-2-1-17	58
S38080001	N - 4	40
S38082001	N - 5	40
S38093000	Q1 - 1-4	42
S38107100	Q1 - 1-12	42
S38108000	Q1 - 1-13	42
S38109100	Q1 - 1-14	42
S38110000	Q1 - 1-15	42

CODE	REF.NO.	Page
S38112001	Q2 - 2-1	46
S38113000	Q2 - 2-1-1	46
	Q2 - 2-4-1	46
S38114000	Q2 - 2-2	46
S38115000	Q2 - 2-2-1	46
	Q2 - 2-3-1	46
	Q2 - 2-7-1	46
S38116000	Q1 - 1-23	42
S38117000	Q2 - 2-3	46
S38118000	Q2 - 2-2-2	46
S38120000	Q2 - 2-5	48
S38123000	Q2 - 3-1	46
S38126000	Q2 - 3-2-2	46
	Q2 - 3-3-2	46
S38133000	Q2 - 2-1-2	46
	Q2 - 2-3-2	46
S38134000	R - 1	50
S38136100	R - 2	50
S38143000	Q1 - 11-1	43
S38144100	R - 14-2	50
S38146000	R - 14-3	50
S38147000	R - 14-4	50
S38148000	R - 16	50
S38155000	P - 1-9	40
S38168001	U1 - 1-1-1-3	56
S38169101	U1 - 1-1-1-4	56
	U2 - 1-2-1-2	58
S38170001	U1 - 1-1-1-6	56
	U2 - 1-2-1-4	58
S38171000	U1 - 1-1-1-7	56
S38172000	U1 - 1-1-1-7-1	56
S38174000	U1 - 1-1-1-10	56
	U2 - 1-2-1-8	58
S38177001	U1 - 1-1-1-13	56
	U2 - 1-2-1-11	58
S38178101	U1 - 1-1-2	56
	U2 - 1-2-2	58
S38179101	U1 - 1-1-3	56
	U2 - 1-2-3	58
S38180000	U1 - 1-1-1-18	56
	U2 - 1-2-1-16	58
S38201000	Q1 - 1-26-6	42
S38203000	Q1 - 1-26-5	42
S38205000	Q1 - 1-26-9	42
S38206000	Q1 - 1-26-10	42
S38208000	Q1 - 1-26-14	42
S38352101	Q1 - 20	43
S38353101	Q1 - 21	43
S38648001	Z2 - 35-1-4-2	70
	Z2 - 35-2-4-2	70
S40417147	Z1 - 13	66
S40574109	Z2 - 35-2	70
S40616001	Q2 - 40-1	48
S40620000	Q2 - 41	48
S40621000	Q2 - 43	48
	Q2 - 46	48
S40622000	Q2 - 44	48
	Q2 - 47	48
S40623000	Q2 - 49	48
S40635001	Q2 - 40	48
S40640001	Z2 - 35-1-5	70
	Z2 - 35-2-7	71
S40641001	Z2 - 35-1-11	70

CODE	REF.NO.	Page
S40641001	Z2 - 35-2-15	71
S40643001	Z2 - 35-2-16	71
S40916001	J - 43-2	32
S41009001	C4 - 229	16
S41010001	C4 - 224	16
S41011001	C4 - 37-35	14
S41012001	C4 - 225	16
S41013001	Ga3- J-53	81
S41014009	D2 - 33	22
S41015101	D2 - 11	22
S41016001	D2 - 36	22
S41024100	C4 - 37	14
S41025100	C4 - 37-1	14
S41060009	C4 - 210	16
S41204050	V2 - 20-5-1-1	64
S41205001	V2 - 20-5-3	64
S41206001	V2 - 20-5-4	64
S41207000	V2 - 20-6	64
S41222101	G - 25-2	28
	Z1 - 64	68
	Sp1- G-25	73
	Sp2- G-25	74
	Sp3- G-25	76
S41230001	C3 - 37-3	12
S41231101	D1 - 11-2	20
S41235001	C5 - 301	18
S41237001	C5 - 304	18
S41238001	D1 - 11-3	20
S41239001	D1 - 300	20
S41243001	C5 - 38	18
S41264001	C4 - 220	16
S41265001	C4 - 37-19	14
S41284201	K - 11	36
S41288001	C4 - 37-22	14
S41290101	C4 - 209	16
S41324001	C2 - 500-1	10
	C5 - 500-1	18
S41325001	C2 - 500-2	10
	C5 - 500-2	18
S41326001	C2 - 500-3	10
	C5 - 500-3	18
S41327001	C2 - 500-4	10
	C5 - 500-4	18
S41328001	C2 - 500	10
	C5 - 500	18
S41352001	Sp3- C5-200	77
S41353001	Sp3- C5-200	77
S41354001	Sp3- C5-100	77
S41355001	Sp3- C5-100	77
S41656001	V2 - 20-1	64
S41657001	V2 - 20-10	64
S42017109	V2 - 20-5-6	64
S42018109	V2 - 20-5-9	64
S42227009	A - 33	2
S42260000	Q1 - 1-11	42
S43175000	Q1 - 1-26-11	42
S43176000	Q1 - 1-26-12	42
S43177000	Q1 - 1-26-1	42
S43178000	P - 1-2	40
S43180000	Q1 - 1-26-4	42
S43181000	Q1 - 1-26-13	42
S43184000	Q1 - 1-26-2	42
S43187000	Q1 - 1-26-20	42

CODE	REF.NO.	Page
S43188000	Q2 - 2-6	48
S43189000	Q1 - 1-26-19	42
S43201000	Q2 - 3-4	48
S43275000	Q1 - 1-19	42
S43276000	Q1 - 1-20	42
S43277000	Q1 - 1-21	42
S43440001	Ga2- C5-100	80
S43441001	Ga2- C5-200	80
S43442001	Ga2- C5-200	80
S43955001	Ga2- C5-200	80
S43956001	Ga2- C5-200	80
S44010009	A - 31	2
S44483001	Z2 - 67-1-1-1	70
S44485001	Z2 - 67-1-1-2	70
S44486001	Z2 - 67-1-1-6	70
S44493001	Z2 - 67-1-1	70
S44600001	V2 - 20-2	64
S44629001	A - 920	2
S44665000	R - 6-1	50
	R - 6-1	50
S44665001	R - 6-2	50
	R - 6-2	50
S44665003	R - 6-3	50
	R - 6-3	50
S45147101	B - 2	4
S46131001	U3 - 2	60
S46132001	U3 - 2-1	60
S46133001	U3 - 2-1-1	60
S46134001	U3 - 2-1-2	60
S46135001	U3 - 2-1-6	60
S46136000	U3 - 2-1-7	60
S46212001	Ga2- C5-200	80
S46213001	Ga2- C5-200	80
S46460000	T - 1-1	54
S46476001	R - 7	50
S46703000	S - 1-1-7-2	54
S46734001	M - 12	38
S46770001	Ga1- C2-37-9	79
S46771001	Ga1- C2-37-8	79
S46773001	Ga1- C2-37-9	79
S46774001	Ga1- C2-37-8	79
S46776001	Ga1- C2-37-9	79
S46777001	Ga1- C2-37-8	79
S46779001	Ga1- C2-37-9	79
S46780001	Ga1- C2-37-8	79
S46783001	Ga2- C5-100	80
S46784001	Ga2- C5-200	80
S46785001	Ga2- C5-200	80
S46786001	Ga2- C5-100	80
S46787001	Ga2- C5-200	80
S46788001	Ga2- C5-200	80
S46789001	Ga2- C5-100	80
S46790001	Ga2- C5-200	80
S46791001	Ga2- C5-200	80
S46792001	Ga2- C5-100	80
S46793001	Ga2- C5-200	80
S46794001	Ga2- C5-200	80
S47074001	Z1 - 66-1-2	68
S47091001	B - 16-3	4
S47176001	Z1 - 66-1-7	68
S47335101	H - 5	30
S47592000	Q2 - 2-4	46
S47594000	Q2 - 2-7	46

CODE	REF.NO.	Page
S47595000	Q2 - 2-4-2	46
	Q2 - 2-7-2	46
S47692000	Q1 - 1-7	42
S48578000	P - 1-14	40
S48579000	S - 1-1-7-3	54
S48580000	Q1 - 1-26-17	42
	Z1 - 103	68
S48581000	R - 6	50
S48582000	R - 6-4	50
S48583001	R - 200	52
S48587000	R - 1	50
S48589000	R - 2	50
S48646001	C2 - 37-18	10
	C5 - 37-17	18
S48666001	N - 1	40
S49071000	Q1 - 1-26-8	42
S49443000	U3 - 3	60
S49463000	R - 6	50
S49464000	R - 18	50
	V1 - 10-23	62
S49465000	R - 21	50
S49465001	R - 21	50
S49465002	R - 21	52
S49465003	R - 21	52
S49466000	R - 30-2-2	52
	V2 - 20-5-7-2	64
S49467001	Q1 - 1	42
S49468001	Q1 - 1-1	42
S49469001	Q1 - 1-2	42
S49470001	Q1 - 1-3	42
S49471000	P - 1-8	40
S49472000	Q1 - 1-26-21	42
S49473000	Q2 - 3-2	46
S49474000	Q2 - 3-2-1	46
S49475000	Q2 - 3-3	46
S49476000	Q2 - 3-3-1	46
S49477000	Q1 - 10	42
S49478000	Q1 - 11	43
S49479001	P - 1	40
S49482000	R - 30-2	52
	V2 - 20-5-7	64
S49484000	P - 1-6	40
S49485000	P - 1-7	40
S49486000	P - 1-11	40
S49490001	S - 1-1	54
S49495000	S - 1-1-3	54
S49496001	S - 1-1-4	54
S49497001	S - 1-1-7	54
S49498000	T - 1	54
S49499000	T - 1-2	54
S49501001	Q1 - H-1	43
S49501002	Q1 - H-1	43
S49502001	Q1 - H-2	43
S49502002	Q1 - H-2	43
S49503001	Q1 - H-3	43
S49503002	Q1 - H-3	44
S49504001	Q1 - H-4	43
S49504002	Q1 - H-4	44
S49505001	Q1 - H-5	43
S49505002	Q1 - H-5	44
S49506001	Q1 - H-6	43
S49506002	Q1 - H-6	44
S49507001	Q1 - H-7	43

CODE	REF.NO.	Page
S49507002	Q1 - H-7	44
S49508001	Q1 - H-8	43
S49508002	Q1 - H-8	44
S49509001	Q1 - H-9	43
S49509002	Q1 - H-9	44
S49510000	S - 1-1-8	54
S49582001	B - 3	4
S49583001	B - 4	4
S49584000	B - 12	4
S49585001	B - 16	4
S49586000	Q1 - 1-26-3	42
S49587001	B - 16-1	4
S49588001	B - 16-2	4
S49589001	B - 16-4	4
S49590001	C1 - 33	8
S49591001	Sp1 - C2-37	73
S49592000	C2 - 37-1	10
	C5 - 37-1	18
S49593000	B - 19	4
S49594001	Sp1 - C2-37	73
S49595001	C2 - 37-23	10
	C3 - 37-19	12
	C5 - 37-20	18
S49596001	Sp1 - C2-37	73
S49601001	C2 - 46	10
	C5 - 46	18
S49602001	Z2 - 67-1	70
S49603000	Z1 - 11	66
S49604000	Z1 - 20	66
S49605001	E - 8	24
S49608001	E - 9	24
S49609001	E - 13	24
S49611101	E - 14	24
S49612101	E - 14-1	24
S49613000	E - 27	24
S49614000	E - 28	24
S49615009	V2 - 20	64
S49616009	V2 - 20-5	64
S49617001	E - 19	24
S49618000	F - 53	26
S49619001	V2 - 20-5-1	64
S49620000	F - 17	26
S49622000	F - 19	26
S49623000	F - 34	26
S49624000	F - 35	26
S49625000	F - 36	26
S49626000	E - 14-10	24
	F - 54	26
S49627001	G - 3	28
S49629001	J - 1	32
S49630001	D1 - 1	20
	D2 - 1	22
S49631001	D1 - 2	20
	D2 - 2	22
S49632001	D1 - 3	20
	D2 - 3	22
S49635001	D1 - 4	20
	D2 - 4	22
S49636001	D1 - 5	20
	D2 - 5	22
S49637001	D1 - 6	20
	D2 - 6	22
S49638001	D1 - 7	20

CODE	REF.NO.	Page
S49638001	D2 - 7	22
S49639001	D1 - 15	20
	D2 - 15	22
S49640101	D1 - 17	20
	D2 - 17	22
S49641001	D1 - 19	20
	D2 - 19	22
S49642001	D1 - 21	20
	D2 - 21	22
S49643001	D1 - 23	20
	D2 - 23	22
S49644001	J - 16	32
S49645001	J - 10	32
S49646001	J - 22	32
S49647001	J - 22-1	32
S49648001	J - 26	32
S49649001	J - 26-1	32
S49650001	J - 29	32
S49651001	J - 35	32
S49652101	K - 1	36
S49653001	M - 5	38
S49654001	M - 5-1	38
S49655001	M - 5-4	38
S49656001	M - 6	38
S49657001	M - 7	38
S49659001	L - 1	36
	V1 - 10-1	62
S49660001	L - 3	36
	V1 - 10-3	62
S49661001	L - 7	36
	V1 - 10-7	62
S49662001	L - 17	36
	V1 - 10-17	62
S49663001	L - 13	36
	V1 - 10-13	62
S49664000	L - 20	36
	V1 - 10-20	62
S49665001	M - 1	38
S49666001	M - 1-1	38
S49667001	U1 - 1-1	56
S49668001	U1 - 1-1-1	56
S49669000	U1 - 1-1-1-1	56
	U2 - 1-2-1-1	58
S49672001	U1 - 1-1-1-2	56
S49673000	U1 - 1-1-1-11	56
	U2 - 1-2-1-9	58
S49674001	U1 - 1-1-1-12	56
	U2 - 1-2-1-10	58
S49675001	U2 - 1-2	58
S49676001	U2 - 1-2-1	58
S49677001	Z1 - 66	68
S49678001	Z1 - 66-1	68
S49679001	Z1 - 66-1-1	68
S49681009	A - 22-2	2
S49683001	C1 - 35	8
S49684001	S - 1	54
S49685000	E - 14-11	24
S49686001	B - 10	4
S49688001	B - 1	4
S49689001	B - 16-6	4
S49694001	Sp1 - C2-37-9	73
	Sp1 - C2-37-9	73
S49695001	Sp1 - C2-37-8	73

CODE	REF.NO.	Page
S49695001	Sp1 - C2-37-8	73
S49696001	Sp1 - C2-100	73
	Sp1 - C2-100	73
S49697001	Sp1 - C2-100	73
	Sp1 - C2-100	73
S49698001	Sp1 - C2-100	73
	Sp1 - C2-100	73
S49699001	Ga1 - C2-100	78
S49700001	Sp1 - C2-100	73
	Sp1 - C2-100	73
S49934009	R - 30	52
S49939001	Q1 - 1-26	42
S49942001	Ga1 - C2-100	78
S49943001	Ga1 - C2-100	78
S49944001	Ga1 - C2-100	78
S49945001	Ga1 - C2-100	78
S49946001	Ga1 - C2-100	78
S49947000	V2 - 20-14	64
S49948001	Ga1 - C2-100	78
S49949001	Ga1 - C2-100	78
S49955001	C2 - 43	10
	C3 - 43	12
	C4 - 43	14
S49956001	V1 - 10	62
S49957000	F - 18	26
	F - 46	26
S49958000	F - 47	26
S49959001	F - 14	26
S49960009	A - 17-1	2
S49961009	A - 17-1-1	2
S49962000	A - 17-1-2	2
	A - 17-2-2	2
S49963000	R - 14-1-2	50
S49970001	Ga1 - C2-100	79
S49971001	Ga1 - C2-100	79
S49972001	Ga1 - C2-100	79
S49973001	Ga1 - C2-100	79
S49974001	Ga1 - C2-100	79
S49975001	Ga1 - C2-100	79
S49976000	Ga1 - C2	80
S49977000	Ga1 - C2	80
S49978000	Ga1 - C2	80
S49979100	R - 14-1	50
S49980001	Ga3 - J-53	81
	Sp1 - J-53	72
	Sp2 - J-53	74
	Sp3 - J-53	76
S49981000	E - 14-9	24
S49982000	F - 12	26
S49983000	F - 20	26
S49984000	F - 21	26
S49985000	F - 48	26
S49986000	F - 49	26
S49987000	F - 50	26
S49991000	Z1 - 1-2	66
S49992000	F - 1	26
S49993100	R - 14-1-1	50
S49994001	J - 38	32
S49995001	F - 51	26
S49999101	A - 200	2
S50000001	Z2 - 67-2	71
S50645000	P - 1-10	40
S51084001	C4 - 100	14

CODE	REF.NO.	Page
S51084001	Sp2 - C4-100	75
	Sp2 - C4-100	75
S51088001	C3 - 46	12
S51095001	Sp1 - C2-37	73
S51282001	Z2 - 35-1-3	70
	Z2 - 35-2-3	70
S51283001	Z2 - 35-1-1	70
	Z2 - 35-2-1	70
S51445001	C5 - 31	18
S51446001	C5 - 37	18
S51449001	Ga3 - J-53	81
S51457009	A - 17-2	2
S51458009	A - 17-2-1	2
S51848001	Sp2 - C3-37	75
S51849001	C3 - 37-1	12
S51851001	Sp2 - C3-37	75
S51852001	Sp2 - C3-100	75
	Sp2 - C3-100	75
S51853001	Sp2 - C3-100	75
	Sp2 - C3-100	75
S51859001	G - 5	28
S52090000	S - 1-1-1	54
S52091000	S - 1-1-2	54
S52097001	Z2 - 67-2-1-2	71
S52098001	C4 - 232	16
S52230001	E - 29	24
S53113001	C1 - 1-2	6
S53114001	C1 - 1-2-2	6
S53115000	C5 - 307	18
S53116000	C5 - 308	18
S60400000	Z1 - 902	68
S60711001	Z1 - 903	68
UA4817000	Q1 - 10-1	42
	Z1 - 901	68
UD2390001	U3 - 2-1-8	60
UL0025000	S - 1-1-7-6	54
U32744000	P - 1-12	40
U34870001	S - 1-1-7-4	54
XA2220050	S - 1-1-10	54
0A4301005	P - 1-13	40
	Q1 - 1-26-18	42
0A4400605	Q2 - 42	48
0A4400805	S - 1-1-6	54
0A5400806	Q1 - 1-9	42
0A5401006	R - 5	50
	R - 11	50
0A5401206	Q1 - 1-5	42
	Q1 - 1-10	42
0A5401606	Q2 - 50	48
0A5403006	Q1 - 1-8	42
004400603	U1 - 1-1-1-5	56
	U2 - 1-2-1-3	58
008400604	Q1 - 1-22	42
	V2 - 20-5-10	64
	V2 - 20-5-12	64
011679312	A - 201	2
014060632	Z2 - 35-2-16-1	71
014679320	H - 1-7	30
014680622	E - 3	24
	G - 28	28
	H - 1-9	30
	J - 8-2	32
	C4 - 205	14

CODE	REF.NO.	Page
014710522	K - 14	36
014760622	E - 7	24
	E - 10	24
	E - 15	24
	J - 33	32
	K - 5	36
	C1 - 1-1-8	6
	C1 - 1-2-7	6
	C1 - 4-4	6
	C1 - 6	6
	C1 - 10	6
	C1 - 13	6
	C1 - 21	6
	C1 - 30	8
	C2 - 37-7	10
	C2 - 37-24	10
	C3 - 37-6	12
	C3 - 37-20	12
	C5 - 37-7	18
	C5 - 37-21	18
	D1 - 13	20
	D2 - 13	22
	D2 - 38	22
	Z1 - 10	66
014770622	B - 14	4
	E - 13-1	24
	J - 2	32
	J - 23	32
	C3 - 37-9	12
	C5 - 302	18
014780622	B - 5	4
	B - 17	4
017082206	U3 - 2-4-5	60
017680512	Z1 - 912	68
	Ga1- C2	79
017761212	C4 - 42	14
017761412	C2 - 42	10
	C3 - 42	12
	C5 - 42	18
017781412	C4 - 206	14
017821813	D2 - 39	22
018061022	C4 - 37-33	14
018061436	Q2 - 4	48
018061622	D2 - 34	22
018062036	C4 - 221	16
018081222	Z1 - 66-2	68
018082032	Z1 - 66-1-5	68
018082536	U1 - 1-1-4	56
	U2 - 1-2-4	58
018400632	V2 - 20-8	64
018400822	C2 - 47	10
	C3 - 47	12
	C5 - 47	18
018400836	D1 - 18	20
	D2 - 18	22
018401222	R - 3	50
018401236	U1 - 1-1-10	56
	U2 - 1-2-10	58
018401622	C4 - 37-9	14
018500822	C2 - 37-15	10
	C3 - 37-8	12
	C3 - 37-13	12
	C5 - 37-14	18

CODE	REF.NO.	Page
018501022	C2 - 500-5	10
	C5 - 500-5	18
018501036	D1 - 301	20
	U1 - 1-1-7	56
	U2 - 1-2-7	58
018501422	E - 20	24
	D1 - 26	20
	D2 - 26	22
018680522	C5 - 43	18
018681022	J - 12	32
021060106	Q2 - 6	48
	Z1 - 41	66
	Z1 - 56	68
021060306	C4 - 223	16
021300206	U3 - 2-1-10	60
021400102	C4 - 37-13	14
021400106	Q2 - 52	48
021400206	Q1 - 1-6	42
021500106	Z2 - 35-1-8-3	70
	Z2 -35-1-11-1	70
	Z2 -35-2-10-3	71
	Z2 -35-2-15-1	71
	Z2 -35-2-16-2	71
021660102	Z2 - 67-1-1-4	70
	Z2 - 67-2-1-5	71
021670102	L - 10	36
	V1 - 10-10	62
021670202	V2 - 20-4	64
021680202	H - 1-24	30
	C4 - 37-7	14
021710212	C4 - 37-18	14
025030232	Z2 - 67-1-1-5	70
025030236	U3 - 2-1-9	60
025040232	Z1 - 48	66
025040236	D1 - 40	20
	D2 - 40	22
	Q2 - 51	48
	U1 - 1-1-1-16	56
	U1 - 1-1-12	56
	U2 - 1-2-1-14	58
	U2 - 1-2-12	58
025050232	R - 202	52
	C2 - 500-7	10
	C5 - 500-7	18
025050236	U1 - 1-1-9	56
	U2 - 1-2-9	58
025060232	C2 - 41	10
	C3 - 41	12
	C4 - 37-32	14
	C4 - 41	14
	D2 - 35	22
025060236	Q2 - 5	48
025060336	Z1 - 39	66
	Z1 - 57	68
025080232	Z1 - 66-3	68
025080236	U1 - 1-1-6	56
	U2 - 1-2-6	58
	U3 - 2-1-4	60
	U3 - 2-4-8	60
025350132	K - 17	36
025350332	L - 16	36
	V1 - 10-16	62
025660132	Z2 - 67-2-1-4	71

CODE	REF.NO.	Page
025680132	N - 7	40
025680232	F - 8	26
	H - 1-27	30
	H - 4	30
	C5 - 44	18
025710132	C4 - 37-24	14
	C4 - 37-34	14
025710232	C4 - 37-10	14
	C4 - 37-16	14
	C4 - 213	16
	C4 - 231	16
025770232	E - 32	24
	K - 3	36
026050136	Z2 -35-1-11-5	70
	Z2 -35-2-15-5	71
028040246	D1 - 41	20
	D2 - 41	22
	U1 - 1-1-11	56
	U2 - 1-2-11	58
028050242	C2 - 500-6	10
	C5 - 500-6	18
028050246	U1 - 1-1-8	56
	U2 - 1-2-8	58
	Z2 - 35-1-8-2	70
	Z2 -35-2-10-2	71
028060246	Q2 - 7	48
	Z1 - 40	66
028080240	U3 - 2-4-7	60
028080242	Z1 - 66-4	68
028080246	U1 - 1-1-5	56
	U2 - 1-2-5	58
028350242	J - 22-6	32
	L - 15	36
	M - 5-6	38
	V1 - 10-15	62
028680242	F - 9	26
032422003	Z1 - 44	66
	Z1 - 60	68
032422505	Z1 - 61	68
032461606	Z1 - 58	68
037301215	Z1 - 4-3	66
047401442	L - 6	36
	V1 - 10-6	62
048030342	K - 12	36
048040342	K - 4	36
	L - 19	36
	M - 15	38
	C4 - 37-17	14
	V1 - 10-19	62
048050342	H - 1-10	30
	C2 - 37-6	10
	C5 - 37-6	18
048050346	U1 - 1-1-1-14	56
	U2 - 1-2-1-12	58
048060342	J - 32	32
	K - 9	36
	C1 - 15	6
	C1 - 23	6
048070342	E - 18	24
	J - 19	32
048100142	H - 1-4	30
048150142	B - 9	4
	D2 - 28	22

CODE	REF.NO.	Page
048180142	C1 - 8	6
048200142	D1 - 303	20
048280242	Z1 - 66-1-4	68
052400606	U1 - 1-1-1-15	56
	U2 - 1-2-1-13	58
052400806	R - 17	50
	U3 - 2-1-11	60
060300512	C1 - 34	8
060501016	R - 15	50
	D1 - 22	20
	D2 - 22	22
060670512	F - 16	26
060670612	G - 4	28
	G - 6	28
	R - 20	50
	R - 33	52
	V1 - 10-25	62
	V2 - 20-15	64
060670812	A - 18	2
060680712	D1 - 24	20
	D2 - 24	22
060681212	J - 5	32
	D1 - 20	20
	D2 - 20	22
061350616	V2 - 20-11	64
061660806	Z2 - 67-1-1-3	70
062300612	R - 204	52
	V2 - 20-5-2	64
062300806	R - 8	50
	R - 9	50
	S - 1-2	54
062300812	R - 206	52
062301205	U2 - 1-2-1-6	58
062302506	U1 - 1-1-1-8	56
062351216	M - 19	38
062400806	N - 2	40
062401006	Z1 - 3	66
062501212	R - 201	52
062501406	Z2 -35-1-11-2	70
	Z2 -35-1-11-4	70
	Z2 -35-2-15-2	71
	Z2 -35-2-15-4	71
062503506	Z2 -35-1-11-3	70
	Z2 -35-2-15-3	71
	Z2 -35-2-16-3	71
062660412	E - 14-3	24
062660712	E - 14-7	24
	Z2 - 67-2-1-3	71
062670412	G - 31	28
062670512	F - 28	26
	F - 39	26
	F - 52	26
	K - 16	36
	R - 13	50
	C5 - 305	18
	Z2 - 67-1-1-7	70
062670612	G - 24	28
	R - 24	52
062670812	L - 21	36
	V1 - 10-21	62
062671012	L - 14	36
	C2 - 37-22	10
	V1 - 10-14	62

CODE	REF.NO.	Page
062671016	Z2 - 67-1-2	70
	Z2 - 67-2-2	71
062671212	C3 - 37-1-3	12
062680512	H - 1-18	30
062680612	A - 26	2
	F - 7	26
	F - 31	26
	H - 3	30
	C1 - 36	8
	C4 - 218	16
	D1 - 16	20
	D2 - 16	22
062680812	B - 16-8	4
	M - 9	38
	V2 - 20-12	64
062681012	C1 - 18	6
	C1 - 26	6
062681212	H - 2	30
	C4 - 37-25	14
062681412	N - 6	40
062710612	G - 2	28
062710812	L - 2	36
	R - 31	52
	C4 - 211	16
	C4 - 230	16
	V1 - 10-2	62
062711012	C4 - 212	16
062761012	C4 - 37-20	14
070638800	Z1 - 66-1-3	68
070688850	C1 - 16	6
	C1 - 24	6
071039750	C2 - 48	10
	C3 - 48	12
	C5 - 48	18
071047650	C2 - 40	10
	C3 - 40	12
	C4 - 40	14
	C5 - 300	18
072630260	B - 7	4
081003670	E - 12	24
	E - 17	24
087310815	S - 1-1-5	54
087311015	S - 1-1-9	54
091170009	P - 1-5	40
093650008	P - 1-3	40
093650032	P - 1-4	40
100022004	H - 1-26	30
100022005	J - 25	32
	J - 26-3	32
	M - 1-3	38
	M - 4	38
100032004	J - 51	34
100090004	E - 2	24
100136001	G - 20	28
	H - 1-20	30
100197002	C5 - 41	18
100242003	B - 20	4
100250001	B - 13	4
100281001	D1 - 8	20
	D2 - 8	22
100360003	J - 54	34
100402004	G - 17	28
100645003	V2 - 20-9	64

CODE	REF.NO.	Page
100666002	U3 - 2-2	60
100887001	Z1 - 30	66
101268002	U3 - 2-1-5	60
101572101	Z1 - 28	66
101706001	E - 6-1	24
	C1 - 3-2	6
102630001	B - 18	4
102707001	M - 20	38
103810002	E - 31	24
104449009	A - 11	2
	V2 - 20-17	64
104450109	A - 4	2
	A - 10	2
104525001	Sp1 - G-14	72
	Sp2 - G-14	74
	Sp3 - G-14	76
104567001	F - 22	26
104821009	A - 30	2
105073001	Z1 - 8	66
105234003	D2 - 32	22
105812003	J - 15	32
106129001	J - 22-5	32
106129002	M - 5-5	38
106629002	A - 14	2
107038003	C2 - 37-12	10
	C5 - 37-11	18
107093002	A - 15	2
107149001	F - 5	26
	F - 13	26
107321003	L - 4	36
	V1 - 10-4	62
107415009	Sp1 - B-26	73
	Sp3 - B-26	77
107415014	Sp1 - B-26	73
	Sp2 - B-26	75
	Sp3 - B-26	77
107415409	Sp1 - Z1-17	73
	Sp3 - Z1-17	77
107415414	Sp1 - Z1-17	73
	Sp2 - Z1-17	75
	Sp3 - Z1-17	77
107606001	Sp1 - G-14	72
	Sp3 - G-14	76
107744001	D2 - 30	22
107779001	Z1 - 29	66
107780001	Z1 - 31	66
108802001	C1 - 1-1-5	6
	C1 - 1-2-4	6
109239002	A - 24	2
109714000	Z1 - 5	66
	Z1 - 12	66
	Z1 - 21	66
109763002	M - 16	38
110161004	J - 37	32
110233001	J - 36	32
110251001	L - 9	36
	V1 - 10-9	62
110367001	J - 31	32
111140002	J - 50	34
114294001	G - 9	28
114483002	Z1 - 22	66
114486002	Z1 - 6	66
115007001	V2 - 20-5-13	64

CODE	REF.NO.	Page
115147001	C4 - 201	14
115186001	G - 19	28
115188001	G - 21	28
116629001	K - 10	36
	C2 - 37-5	10
	C5 - 37-5	18
116662003	Z1 - 45	66
116694001	U3 - 2-4-6	60
116920001	B - 8	4
116922001	G - 12	28
117143001	C4 - 37-27	14
117150001	R - 23	52
117934009	A - 6	2
	A - 17-1-3	2
	A - 17-2-3	2
	Z1 - 2	66
117936001	U1 - 1-1-1-17	56
	U2 - 1-2-1-15	58
118064001	Z1 - 34	66
118244001	C4 - 37-28	14
118247001	C4 - 37-11	14
	C4 - 37-26	14
118248001	C4 - 37-21	14
118249001	C4 - 37-29	14
	Sp2 - C4-37-29	75
118250001	C4 - 37-30	14
	Sp2 - C4-37-30	75
118252001	C4 - 37-23	14
118256001	C4 - 37-4	14
118257001	C4 - 37-5	14
118258001	C4 - 37-3	14
118259001	C4 - 37-6	14
118735002	C4 - 207	16
	C4 - 222	16
118837001	Z1 - 27	66
119707003	U3 - 2-4-3	60
119708001	U3 - 2-4-4	60
120448001	H - 1-13	30
	D2 - 25	22
120990001	H - 1-14	30
121007001	J - 42	32
122991001	Z1 - 14	66
123006001	B - 15	4
123882001	E - 30	24
	C4 - 37-36	14
133188001	U3 - 2-4-2	60
133740006	Z1 - 38	66
	Z1 - 55	68
138444001	Z1 - 47	66
138843001	Z2 - 35-2-12	71
140392009	A - 5	2
	A - 7	2
140407001	C4 - 226	16
140407002	C3 - 37-7	12
	C3 - 37-12	12
140726000	B - 6	4
141331001	C2 - 38-3	10
	C3 - 38-3	12
	C4 - 38-3	14
141492001	J - 26-2	32
	M - 1-2	38
141590001	H - 1-25	30
141786001	E - 1	24

CODE	REF.NO.	Page
142443001	Z1 - 26	66
142656001	U3 - 2-5	60
142721001	Z1 - 33	66
142990001	Z2 -35-1-10-3	70
	Z2 -35-2-14-3	71
142997001	Z2 - 35-2-6	71
143882001	Z1 - 9	66
144105000	H - 1-23	30
144110001	H - 1-21	30
144226001	Z1 - 51	68
144458001	B - 23	4
144588001	Sp1 - G-10	72
	Sp3 - G-10	76
144712001	B - 2-1	4
145318001	C2 - 32	10
	C3 - 32	12
	C4 - 32	14
	C5 - 32	18
145446001	G - 16	28
	G - 22	28
	H - 1-22	30
145465001	B - 16-5	4
145475101	M - 17	38
145478101	M - 2	38
	C2 - 37-17	10
	C3 - 37-15	12
	C5 - 37-16	18
145480101	A - 23	2
145519001	Sp1 - G-10	72
	Sp2 - G-10	74
	Sp3 - G-10	76
145547001	F - 27	26
145992001	K - 8	36
146255000	Z1 - 37	66
	Z1 - 53	68
146256001	Z1 - 36	66
	Z1 - 52	68
146354001	C2 - 37-14	10
	C5 - 37-13	18
146994001	C4 - 202	14
147777000	B - 16-9	4
148738000	F - 4	26
	F - 40	26
	F - 41	26
148813001	J - 22-4	32
148847001	J - 13	32
148904001	U3 - 2-1-3	60
149287000	R - 32	52
	V2 - 20-16	64
149809000	Q2 - 45	48
	Q2 - 48	48
150173003	Z2 - 35-1-7	70
	Z2 - 35-2-9	71
150174000	Z2 - 35-1-4-3	70
	Z2 - 35-1-5-1	70
	Z2 - 35-2-7-1	71
150179002	Z2 - 35-1-8-1	70
	Z2 -35-2-10-1	71
150182000	Z2 - 35-1-2	70
	Z2 - 35-2-2	70
150183000	Z2 -35-1-10-2	70
	Z2 -35-2-14-2	71
150185009	Z2 - 35-2-11	71

CODE	REF.NO.	Page
150206002	D2 - 27	22
	Z2 - 35-1-4-1	70
	Z2 - 35-2-4-1	70
150551000	G - 11	28
150553001	C4 - 37-2	14
150556001	C4 - 208	16
150592009	A - 29	2
151602002	C1 - 1-1-3	6
	C1 - 1-2-3	6
152240101	B - 22	4
152242001	B - 24	4
152243001	B - 25	4
152245101	E - 4	24
152678101	E - 11	24
	E - 16	24
152682101	Sp1 - E-21	72
	Sp2 - E-21	74
	Sp3 - E-21	76
152683001	E - 14-4	24
152684101	E - 14-5	24
152685903	Sp1 - E-22	72
	Sp2 - E-22	74
	Sp3 - E-22	76
152686101	Sp1 - E-21	72
	Sp3 - E-21	76
152687902	Sp1 - E-22	72
	Sp3 - E-22	76
152690301	Sp1 - E-24	72
	Sp3 - E-24	76
152756001	C1 - 9	6
152759001	C2 - 5	10
	C3 - 5	12
	C4 - 5	14
	C5 - 5	18
152760051	C1 - 7	6
152769101	C2 - 38	10
	C3 - 38	12
	C4 - 38	14
152771000	C2 - 38-1	10
	C3 - 38-1	12
	C4 - 38-1	14
152772001	C2 - 39	10
	C3 - 39	12
	C4 - 39	14
152773000	C2 - 38-2	10
	C3 - 38-2	12
	C4 - 38-2	14
152777001	Ga1 - C2-37-8	78
	Sp1 - C2-37-8	73
	Sp1 - C2-37-8	73
152778001	Ga1 - C2-37-9	78
	Sp1 - C2-37-9	73
	Sp1 - C2-37-9	73
152779001	Ga1 - C2-37-8	78
	Sp1 - C2-37-8	73
	Sp1 - C2-37-8	73
152780001	Ga1 - C2-37-9	78
	Sp1 - C2-37-9	73
	Sp1 - C2-37-9	73
152781001	Ga1 - C2-37-8	78
152782001	Ga1 - C2-37-9	78
152783001	C2 - 37-10	10
	C5 - 37-9	18

CODE	REF.NO.	Page
152784001	C2 - 37-11	10
	C5 - 37-10	18
152788000	C2 - 37-19	10
	C3 - 37-17	12
	C5 - 37-18	18
152822101	K - 2	36
152823001	K - 11	36
152827009	K - 13	36
	C4 - 214	16
152842059	A - 22-1	2
152869001	G - 1	28
152872001	G - 8	28
152881001	G - 27	28
152883000	G - 29	28
152884001	G - 30	28
152889001	G - 23	28
152890001	G - 25-1	28
	Sp1 - G-25	73
	Sp3 - G-25	76
152891101	G - 26	28
152948001	F - 33	26
152956001	F - 42	26
152969001	F - 38	26
	R - 12	50
153035000	C2 - 45	10
	C3 - 45	12
	C4 - 45	14
	C5 - 45	18
153041001	C1 - 1-1-2	6
153057101	C2 - 44	10
	C3 - 44	12
	C4 - 44	14
153112001	V2 - 20-3	64
153201001	Ga1 - C2-37-8	78
	Ga1 - C2-37-8	78
153202001	Ga1 - C2-37-9	78
	Ga1 - C2-37-9	78
153203001	Ga1 - C2-37-8	78
153204001	Ga1 - C2-37-9	78
153242000	Q1 - 1-26-15	42
	Z1 - 102	68
153383001	C5 - 39	18
153384001	C5 - 40	18
153391001	C5 - 303	18
153484001	D2 - 31	22
153567000	C2 - 37-20	10
	C3 - 37-18	12
	C5 - 37-19	18
153569001	C3 - 37-16	12
153570001	C2 - 37-16	10
	C5 - 37-15	18
153596001	J - 20	32
153597001	J - 22-2	32
	M - 5-2	38
153608101	Sp1 - C2-37-8	73
	Sp1 - C2-37-8	73
153827001	C4 - 204	14
153828001	D2 - 29	22
153834001	C4 - 203	14
153838001	D2 - 37	22
153924001	F - 45	26
	C1 - 1-1-4	6
153944001	C3 - 37-5	12

CODE	REF.NO.	Page
154339001	Sp1 - E-24-1	72
	Sp2 - E-24-1	74
	Sp3 - E-24-1	76
154340001	Sp1 - E-24-1	72
	Sp3 - E-24-1	76
154341001	Sp1 - E-24-2	72
	Sp1 - E-24-2	72
	Sp2 - E-24-2	74
	Sp3 - E-24-2	76
	Sp3 - E-24-2	76
154342001	Sp1 - E-24-3	72
	Sp3 - E-24-3	76
154413001	C3 - 37-2	12
154415001	C3 - 37-4	12
154416101	Sp2 - C3-37-10	75
	Sp2 - C3-37-10	75
154417101	Sp2 - C3-37-10	75
	Sp2 - C3-37-10	75
154467001	Z1 - 4-2	66
154527001	Sp1 - C2-37-9	73
	Sp1 - C2-37-9	73
154528001	H - 1-12	30
154596000	J - 21	32
154599000	J - 6	32
154702101	Z1 - 23	66
155559001	L - 18	36
	V1 - 10-18	62
155562101	C4 - 37-8	14
155567001	C4 - 200	14
155576001	C4 - 37-14	14
155577001	C4 - 37-15	14
155578000	B - 21	4
155994000	Ga1 - C2	80
156006001	C5 - 37-8	18
	Z1 - 911	68
	Ga1 - C2	79
156084001	Ga2 - C5-100	80
156087001	Ga2 - C5-100	80
156112003	Z2 - 35-1-6	70
	Z2 - 35-2-8	71
156170001	C4 - 37-12	14
156206001	K - 15	36
	V2 - 20-13	64
156495101	C2 - 37-21	10
157968001	H - 1-17	30
159224001	G - 7	28
159565000	F - 23	26
159574101	H - 1-19	30
159610201	Sp1 - E-24	72
	Sp2 - E-24	74
	Sp3 - E-24	76
159612001	Sp1 - E-24-3	72
	Sp2 - E-24-3	74
	Sp3 - E-24-3	76
159613051	Sp1 - E-25	72
	Sp2 - E-25	74
	Sp3 - E-25	76
159805001	G - 15	28
159825100	C3 - 37-1-1	12
159827001	C3 - 37-1-2	12
159828001	C3 - 37-14	12
159905001	J - 14	32
181995001	E - 6	24

CODE	REF.NO.	Page
183493001	C1 - 3	6
200190001	U3 - 2-3	60
	Z1 - 42	66
	Z1 - 62	68
218859001	R - 25	52
	Q2 - 2-1-5	46
	Q2 - 2-2-5	46
	Q2 - 2-3-5	46
	Q2 - 2-4-5	46
	Q2 - 2-7-5	46
224514001	Q2 - 2-1-4	46
	Q2 - 2-2-4	46
	Q2 - 2-3-4	46
	Q2 - 2-4-4	46
	Q2 - 2-7-4	46
228475000	F - 44	26
	J - 55	34
	R - 22	52
	C4 - 216	16
	Q1 - 12	43
	U1 - 1-1-1-9	56
	U2 - 1-2-1-7	58
231071001	J - 17	32
232384001	Q1 - 1-26-7	42
402887001	E - 14-6	24
525664000	C4 - 217	16
552907000	R - 4	50
	R - 10	50

brother



パーツブック
PARTS BOOK
TEILEKATALOG
LIVRE DES PIECES
LIBRO DE REFERENCIA DE PIEZAS

ブラザー工業株式会社
BROTHER INDUSTRIES,LTD.
〒467-8562 名古屋市瑞穂区河岸一丁目1番1号　TEL(052)824-2392

Printed in Japan / Gedruckt in Japan / Imprimé au Japon / Impreso en Japón

118-V30, V31, V32, V33
S96V30-101
2000.03.H (2)