

SEE SHARPENER HOUSING ASSEMBLY (FRONT VIEW)

SEE SHARPENER HOUSING ASSEMBLY (REAR VIEW)

20C3-3
20C3-3

SEE MOTOR ASSEMBLIES

4C-179

4C1-99

4C1-150

SEE KNIVES

SEE FRONT BEARING HOUSING ASSEMBLY

20C13-96

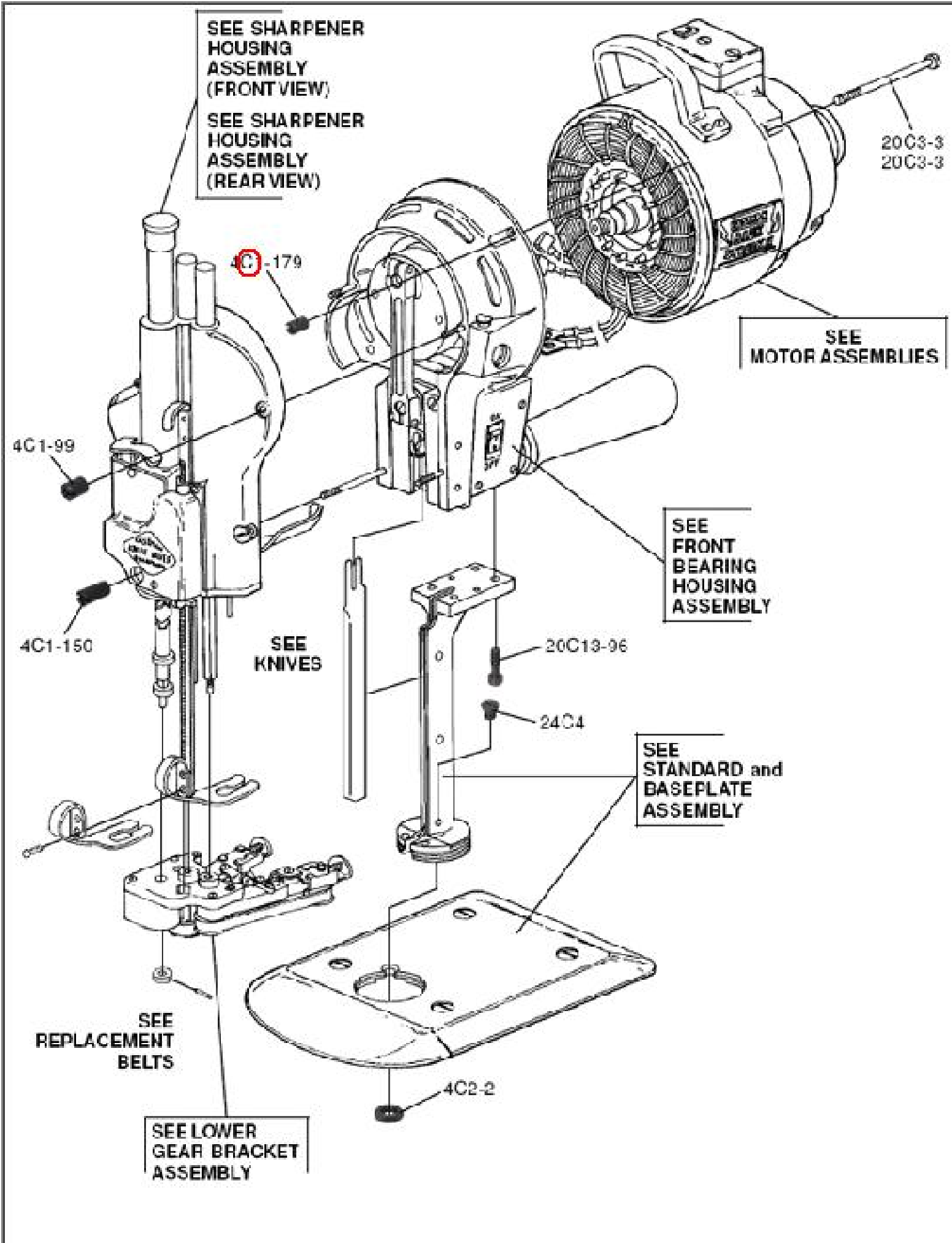
24C4

SEE STANDARD and BASEPLATE ASSEMBLY

SEE REPLACEMENT BELTS

SEE LOWER GEAR BRACKET ASSEMBLY

4C2-2



STATOR WITH BAND
SINGLE-PHASE SINGLE-SPEED
 514C5-109 514C5-127

STATOR WITH BAND
SINGLE-PHASE DUAL-SPEED
 514C5-114 514C5-129

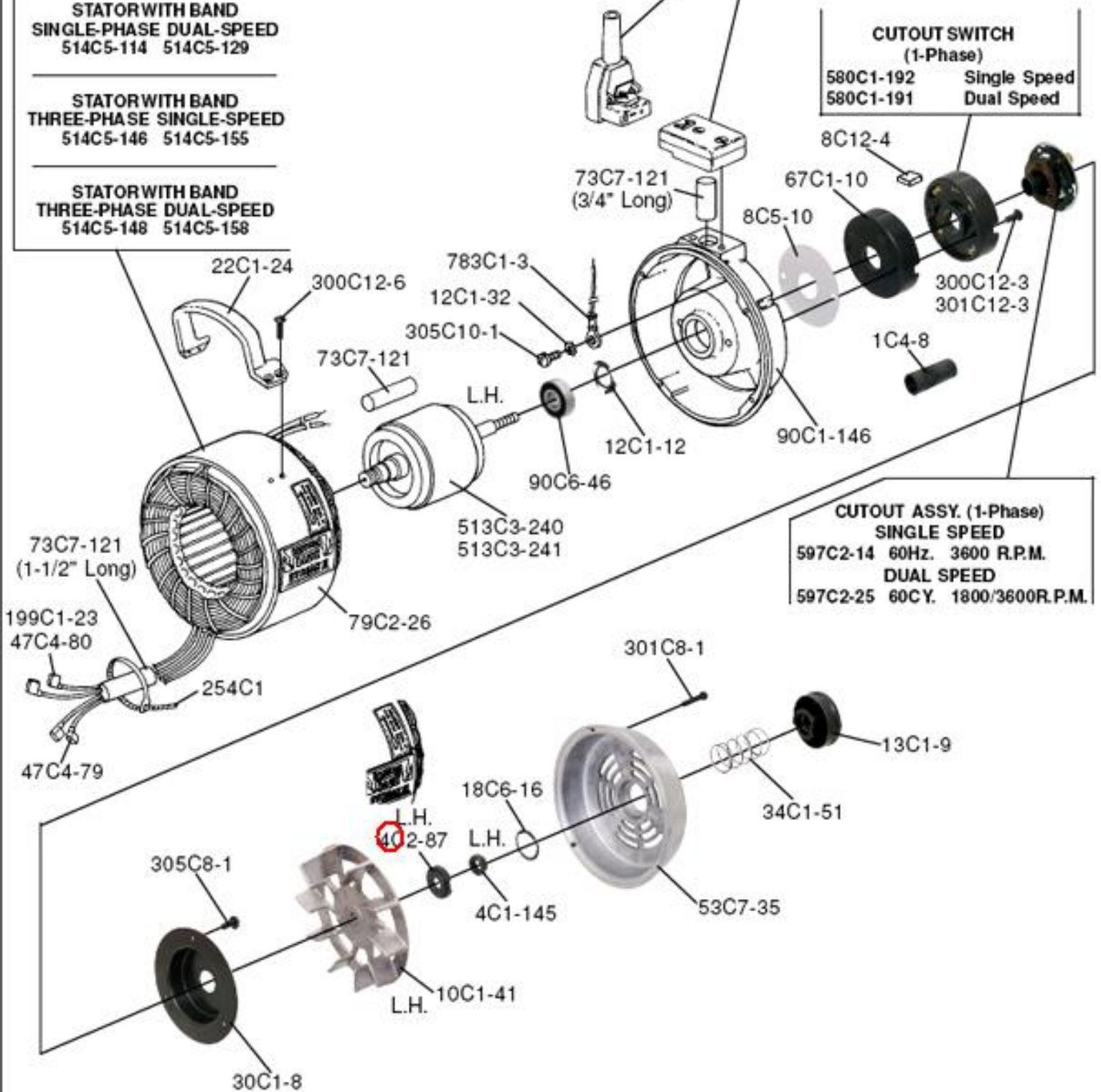
STATOR WITH BAND
THREE-PHASE SINGLE-SPEED
 514C5-146 514C5-155

STATOR WITH BAND
THREE-PHASE DUAL-SPEED
 514C5-148 514C5-158

**SEE ATTACHMENT
 PLUG TERMINAL
 BLOCK**

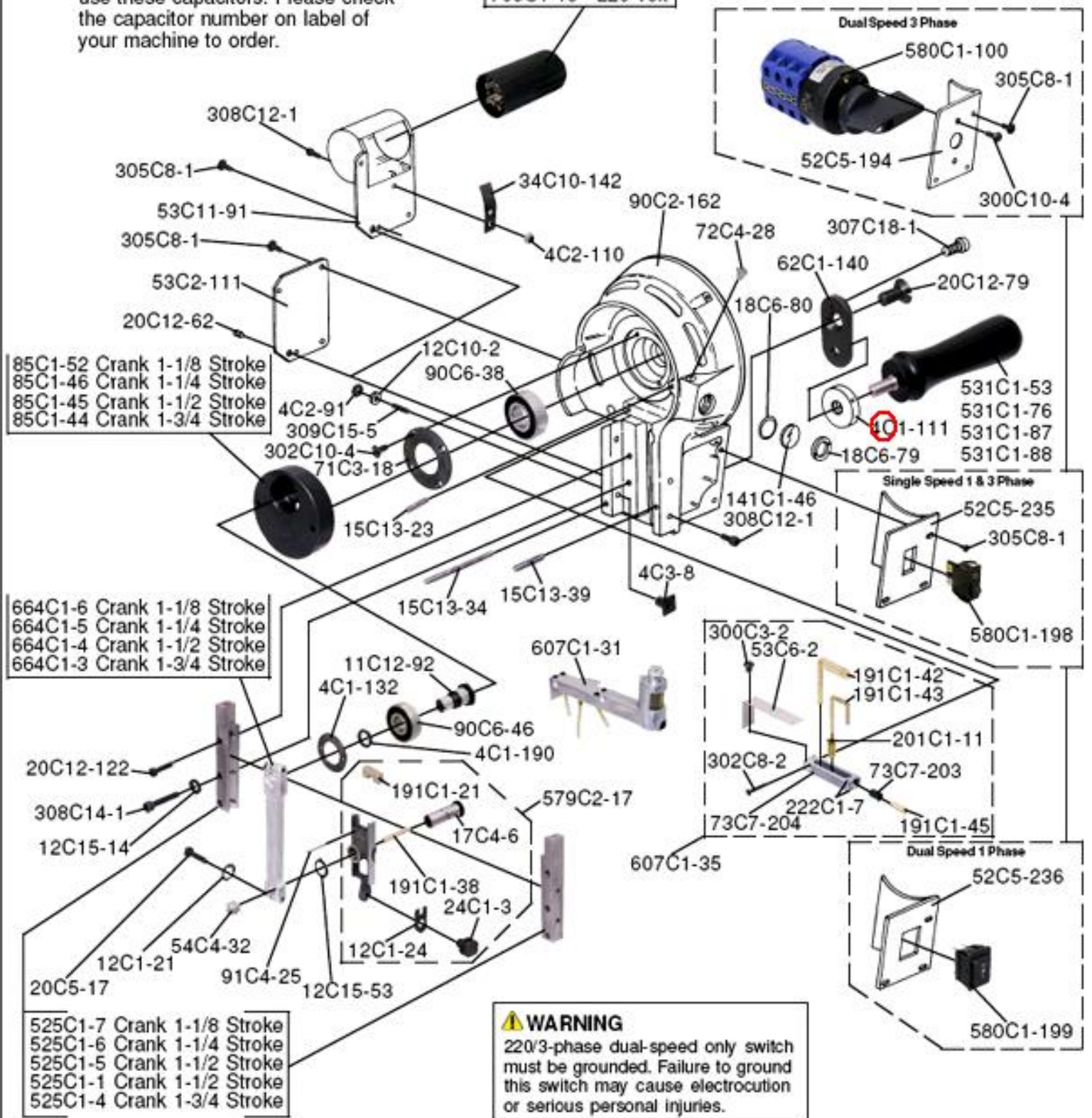
**CUTOUT SWITCH
 (1-Phase)**
 580C1-192 Single Speed
 580C1-191 Dual Speed

CUTOUT ASSY. (1-Phase)
SINGLE SPEED
 597C2-14 60Hz. 3600 R.P.M.
DUAL SPEED
 597C2-25 60CY. 1800/3600R.P.M.



Note: Certain 220 volt machines will use these capacitors. Please check the capacitor number on label of your machine to order.

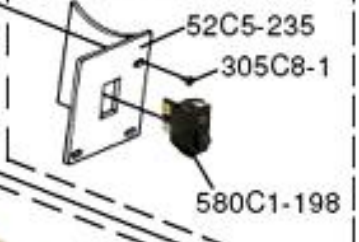
706C1-4	110 Volt
706C1-5	220 Volt
706C1-13	110 Volt
706C1-18	220 Volt



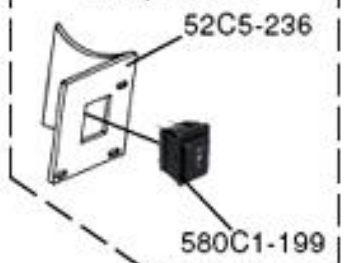
Dual Speed 3 Phase



Single Speed 1 & 3 Phase



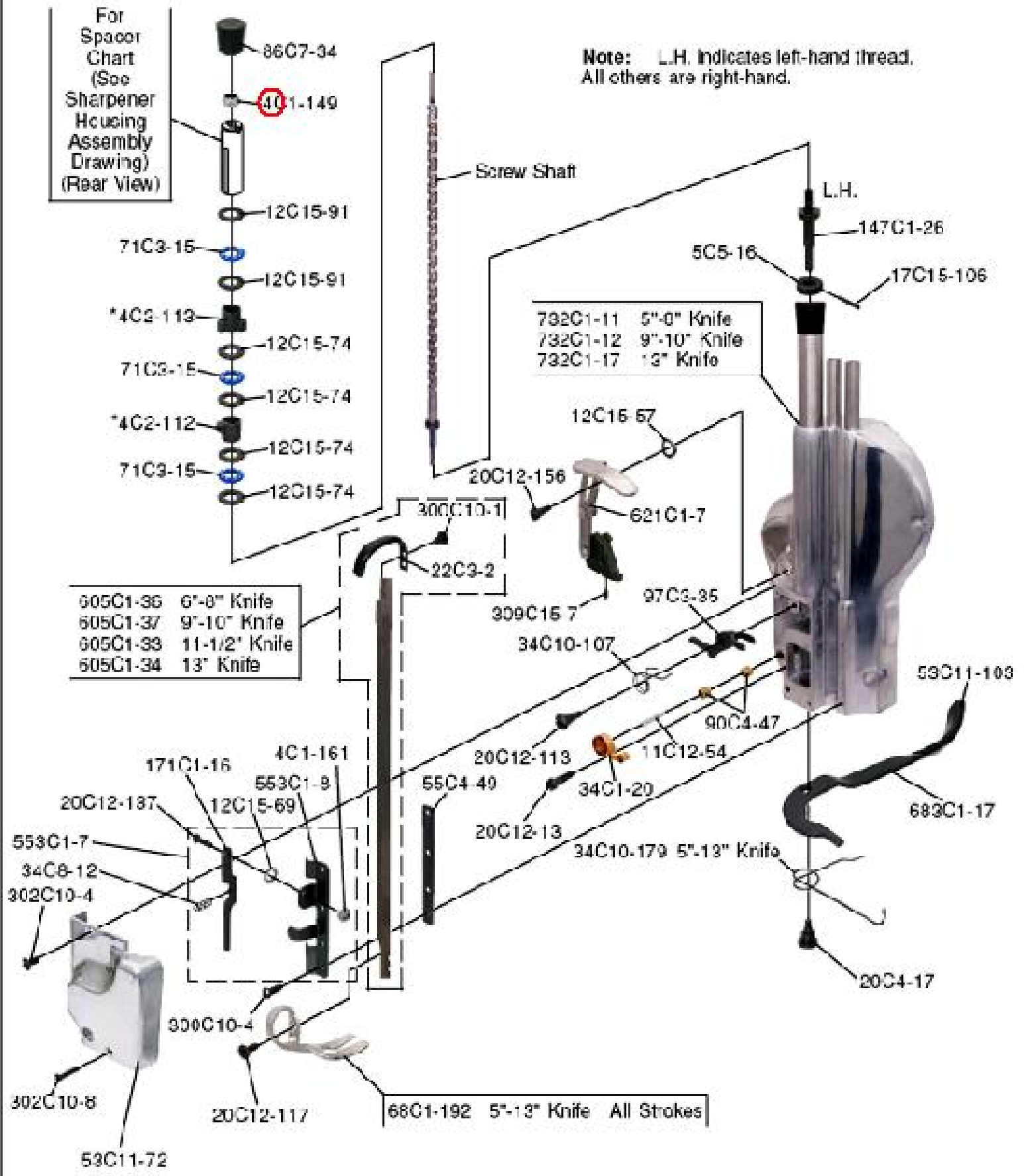
Dual Speed 1 Phase



*** THESE PARTS SOLD ONLY IN ASSEMBLIES AS FOLLOWS**

- 713C4-4 Screw Shaft with Extension, R. & L. Hand Nuts 5"-3"
- 713C4-5 Screw Shaft with Extension, R. & L. Hand Nuts 9"-10"
- 713C4-6 Screw Shaft with Extension, R. & L. Hand Nuts 11-1/2"
- 713C4-7 Screw Shaft with Extension, R. & L. Hand Nuts 13"

Note: L.H. indicates left-hand thread. All others are right-hand.



- 605C1-36 6"-8" Knife
- 605C1-37 9"-10" Knife
- 605C1-33 11-1/2" Knife
- 605C1-34 13" Knife

- 68C1-192 5"-13" Knife All Strokes

SPACER GAUGE CHART
(For Automatic Sharpeners)

STROKE	KNIFE SIZE	SPACER NUMBER	SPACER LENGTH
1-1/8 - 1-1/4	5	73C7-55	3-7/8
1-1/2 - 1-3/4	5	73C7-56	4-1/4
1-1/8 - 1-1/4	6	73C7-57	2-7/8
1-1/2 - 1-3/4	6	73C7-58	3-1/4
1-1/8 - 1-1/4	7	73C7-59	1-7/8
1-1/2 - 1-3/4	7	73C7-60	2-1/4
1-1/8 - 1-1/4	8	1C13-12	15/16
1-1/2 - 1-3/4	8	1C13-13	1-1/4
1-1/8 - 1-1/4	9	73C7-59	1-7/8
1-1/2 - 1-3/4	9	73C7-60	2-1/4
1-1/8 - 1-1/4	10	1C13-12	15/16
1-1/2 - 1-3/4	10	1C13-13	1-1/4
1-1/8 - 1-1/4	11-1/2	1C13-12	15/16
1-1/2 - 1-3/4	11-1/2	1C13-13	1-1/4
1-1/8 - 1-1/4	13	1C13-12	15/16
1-1/2 - 1-3/4	13	1C13-13	1-1/4

R.H. SQUARE SHAFTS

- 11C12-58 5"-8" Knife
- 11C12-59 9"-10" Knife
- 11C12-81 11-1/2" Knife
- 11C12-85 13" Knife

TUBES FOR SQUARE SHAFTS

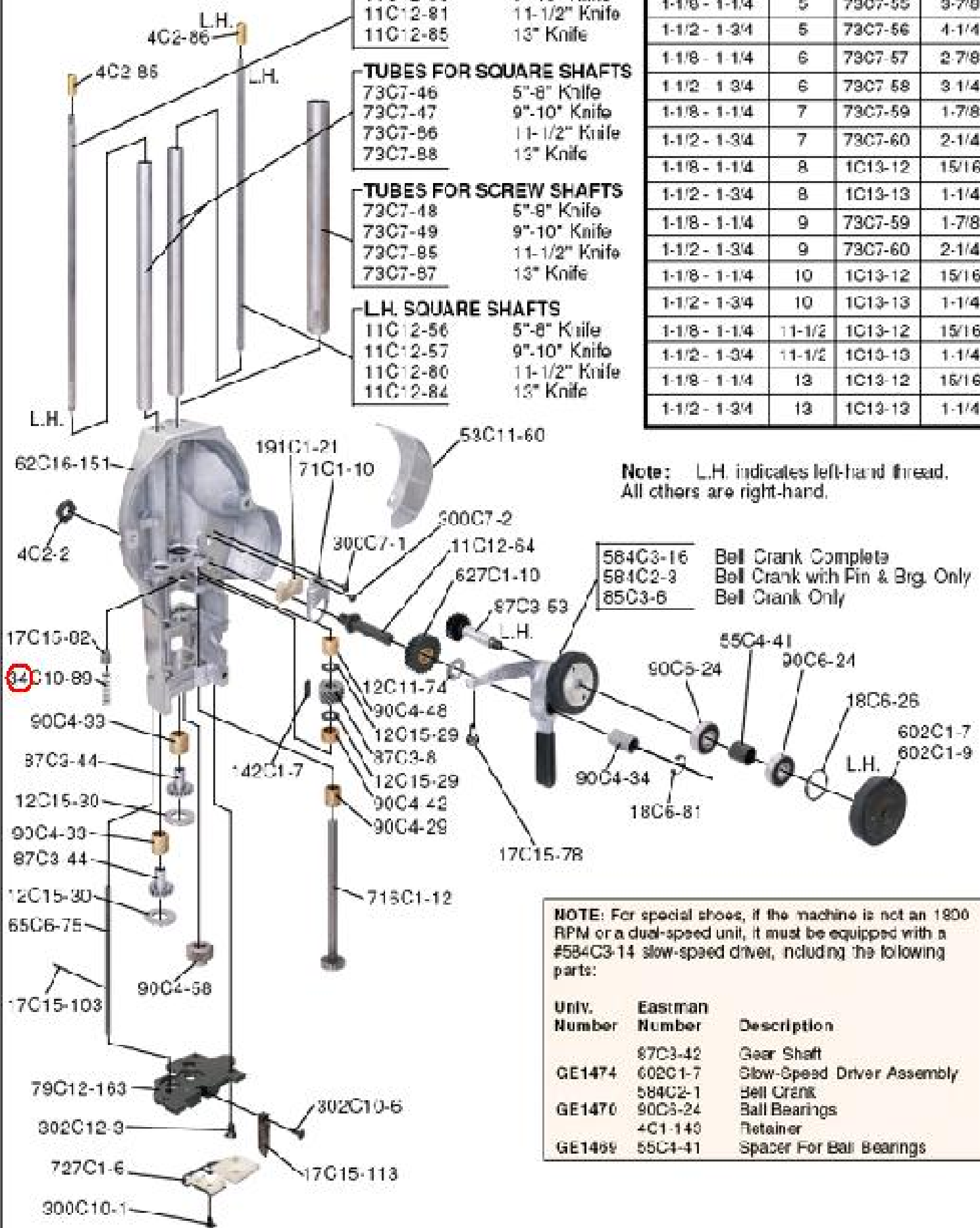
- 73C7-46 5"-8" Knife
- 73C7-47 9"-10" Knife
- 73C7-86 11-1/2" Knife
- 73C7-88 13" Knife

TUBES FOR SCREW SHAFTS

- 73C7-48 5"-8" Knife
- 73C7-49 9"-10" Knife
- 73C7-85 11-1/2" Knife
- 73C7-87 13" Knife

L.H. SQUARE SHAFTS

- 11C12-56 5"-8" Knife
- 11C12-57 9"-10" Knife
- 11C12-80 11-1/2" Knife
- 11C12-84 13" Knife

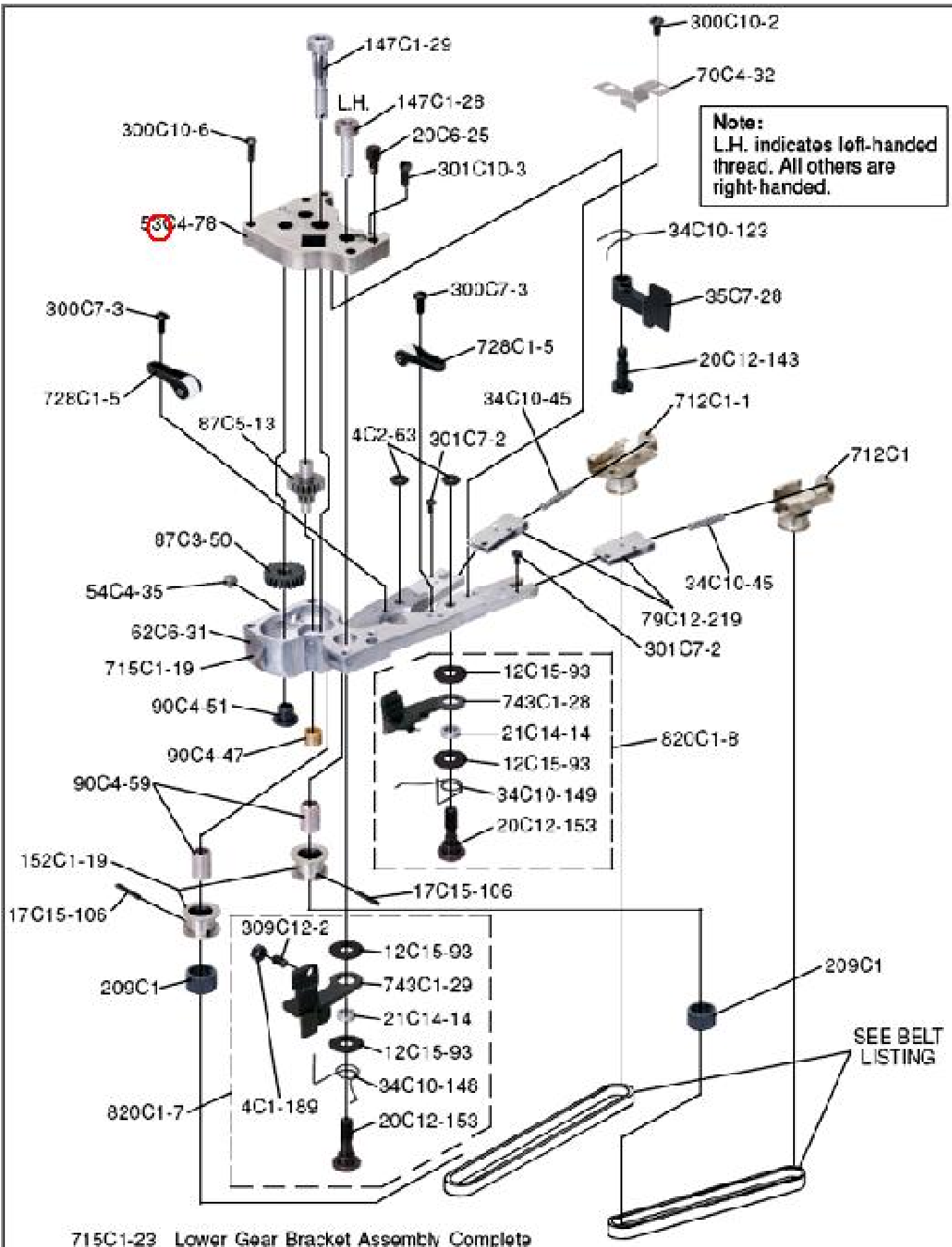


Note: L.H. indicates left-hand thread. All others are right-hand.

- 584C3-16 Bell Crank Complete
- 584C2-3 Bell Crank with Fin & Brg. Only
- 85C3-6 Bell Crank Only

NOTE: For special shoes, if the machine is not an 1800 RPM or a dual-speed unit, it must be equipped with a #584C3-14 slow-speed driver, including the following parts:

Univ. Number	Eastman Number	Description
	87C3-42	Gear Shaft
GE1474	602C1-7	Slow-Speed Driver Assembly
GE1470	584C2-1	Bell Crank
	90C5-24	Ball Bearings
	4C1-140	Retainer
GE1469	55C4-41	Spacer For Ball Bearings



Wave knives require special shoes & related parts listed below.

When using these Special Shoes the following parts must be removed from the Lower Gear Bracket.

STANDARDS COMPLETEW/SLIDES

528C1-123	5" Standard
528C1-120	6" Standard
528C1-122	7" Standard
528C1-121	8" Standard
528C1-115	9" Standard
528C1-116	10" Standard
528C1-124	11-1/2" Standard
528C1-125	13" Standard

528C1-112
Micro Fog
6" Standard



CAUTION
Do not oil the plate roller shells or you may damage them.

Place the plate on blocks and press out the roller shell from the ring assembly.

NOTE: A roller shell (complete with shaft and bearings) may be ordered as required. Specify part number 619C1-30.

To install a new roller shell, invert the baseplate and press the roller shell into the ring assembly.

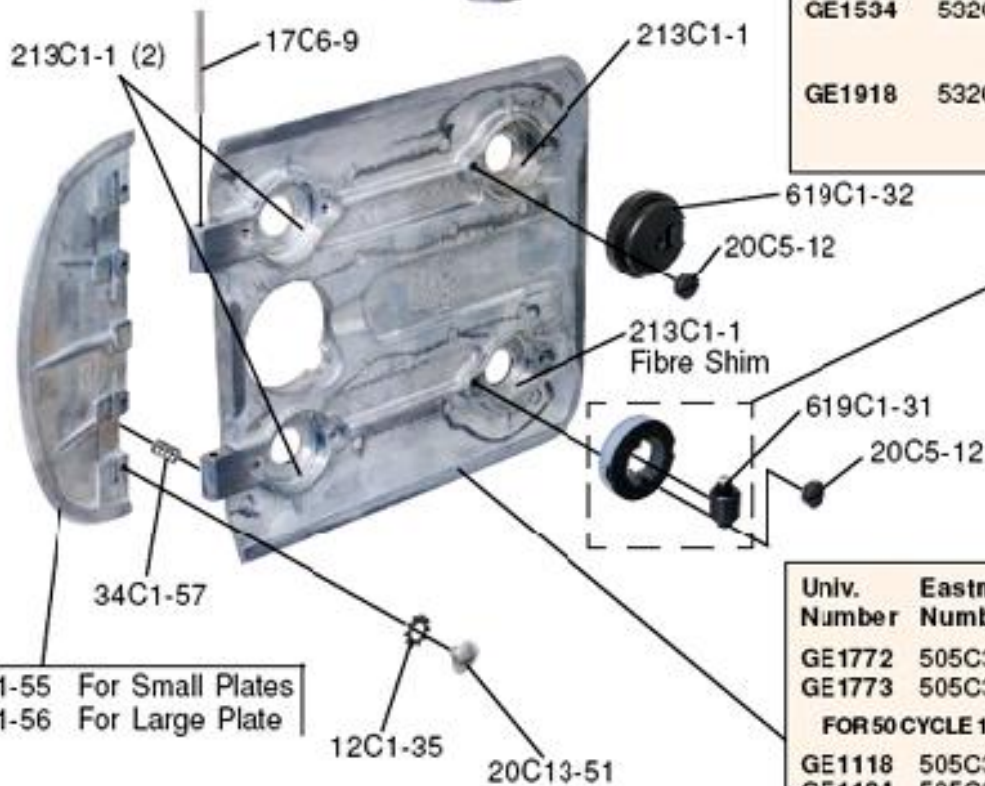
KNIFE SLIDES

643C1-44	5" Knife
643C1-41	6" Knife
643C1-42	7" Knife
643C1-43	8" Knife
643C1-46	9" Knife
643C1-47	10" Knife
643C1-53	11-1/2" Knife
643C1-45	13" Knife
643C1-51	6" Micro Fog



OPTIONAL

Univ. Number	Eastman Number	Description
GE1778	619C1-32	Swivel Roller Assembly
GE1533	532C2-3	Rubber Mounted Wide Roller
GE1534	532C2-5	Rubber Mounted Roller (For all machines except noted below)
GE1918	532C2-7	Rubber Mounted Roller (For 50 cycle 1500 RPM & dual-speed machines only)



Univ. Number	Eastman Number	Description
GE1772	505C3-223	Small Plate For 5"-8" Knives
GE1773	505C3-224	Large Plate For 9"-13" Knives
FOR 50 CYCLE 1500 RPM & DUAL-SPEED MACHINES ONLY		
GE1118	505C3-226	Small Plate For 5"-8" Knives
GE1124	505C3-227	Large Plate For 9"-13" Knives
FOR PLATES WITH SWIVEL ROLLERS		
GE1772	505C3-223	Small Plate For 5"-8" Knives
GE1773	505C3-224	Large Plate For 9"-13" Knives